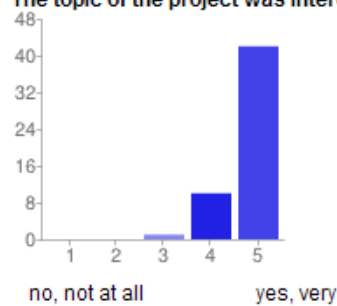


Online-Evaluation Final Meeting / Teachers

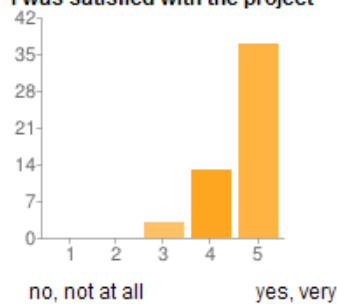
General view of the project

The topic of the project was interesting for me



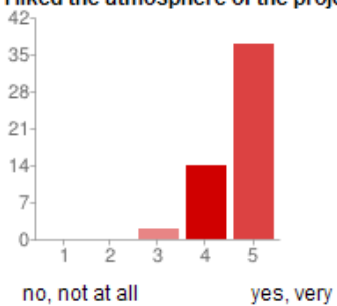
1 - no, not at all	0	0%
2	0	0%
3	1	2%
4	10	19%
5 - yes, very	42	79%

I was satisfied with the project



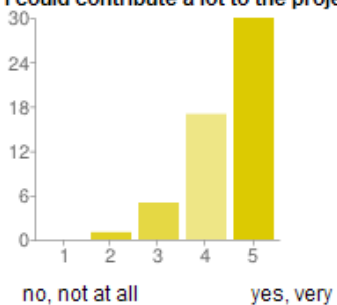
1 - no, not at all	0	0%
2	0	0%
3	3	6%
4	13	25%
5 - yes, very	37	70%

I liked the atmosphere of the project



1 - no, not at all	0	0%
2	0	0%
3	2	4%
4	14	26%
5 - yes, very	37	70%

I could contribute a lot to the project's success



1 - no, not at all	0	0%
2	1	2%
3	5	9%
4	17	32%
5 - yes, very	30	57%

I was satisfied with the efficiency of the Project



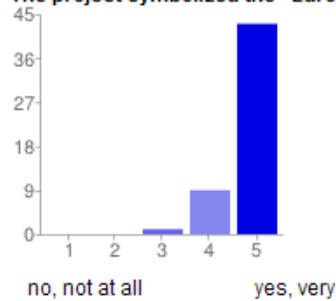
1 - no, not at all	0	0%
2	3	6%
3	4	8%
4	24	45%
5 - yes, very	22	42%

The project progress was always clear



1 - no, not at all	0	0%
2	0	0%
3	5	9%
4	24	45%
5 - yes, very	24	45%

The project symbolized the "European spirit"



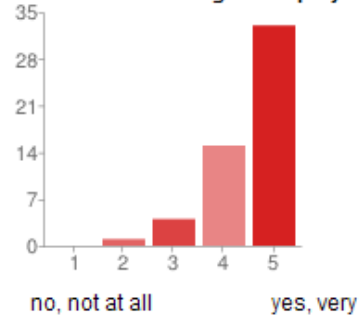
1 - no, not at all	0	0%
2	0	0%
3	1	2%
4	9	17%
5 - yes, very	43	81%

I'm happy for participating this project



1 - no, not at all	0	0%
2	0	0%
3	3	6%
4	5	9%
5 - yes, very	45	85%

I think this was a high-tech project



1 - no, not at all	0	0%
2	1	2%
3	4	8%
4	15	28%
5 - yes, very	33	62%

The project structure was clearly defined



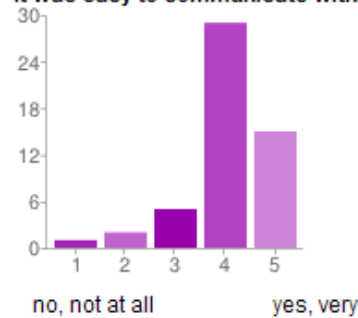
1 - no, not at all	0	0%
2	0	0%
3	3	6%
4	15	28%
5 - yes, very	35	66%

We all have done a good job within this project up to now



1 - no, not at all	0	0%
2	0	0%
3	4	8%
4	21	40%
5 - yes, very	28	53%

It was easy to communicate within this project



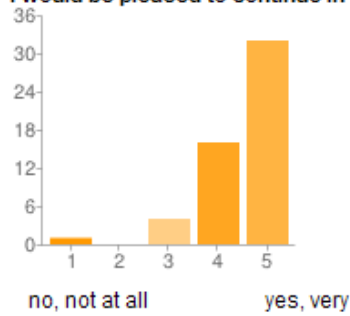
1 - no, not at all	1	2%
2	2	4%
3	5	9%
4	29	55%
5 - yes, very	15	28%

We have reached all the goals of the meeting



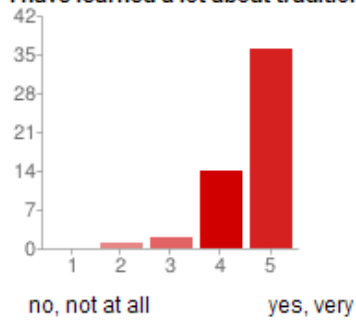
1 - no, not at all	0	0%
2	1	2%
3	8	15%
4	26	49%
5 - yes, very	18	34%

I would be pleased to continue in a similarly or an other way



1 - no, not at all	1	2%
2	0	0%
3	4	8%
4	16	30%
5 - yes, very	32	60%

I have learned a lot about traditions of foreign countries



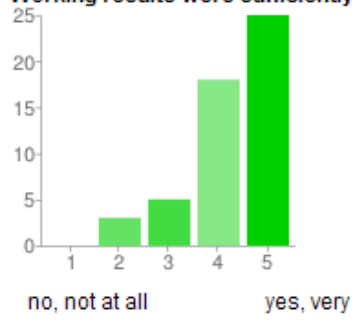
1 - no, not at all	0	0%
2	1	2%
3	2	4%
4	14	26%
5 - yes, very	36	68%

The time management of my delegation was perfect



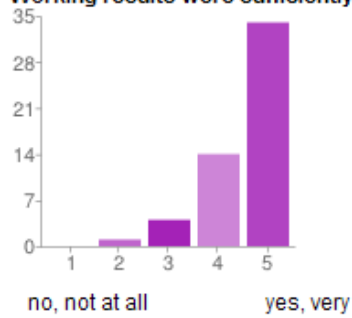
1 - no, not at all	0	0%
2	0	0%
3	5	9%
4	19	36%
5 - yes, very	29	55%

Working results were sufficiently honoured by headmaster



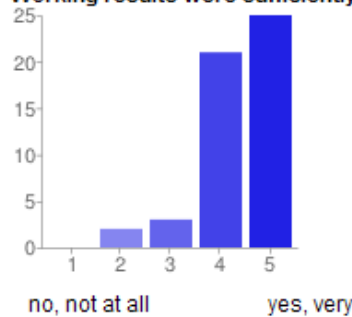
1 - no, not at all	0	0%
2	3	6%
3	5	9%
4	18	34%
5 - yes, very	25	47%

Working results were sufficiently honoured by students



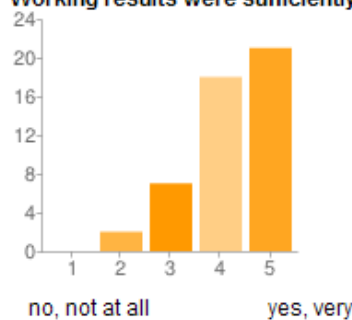
1 - no, not at all	0	0%
2	1	2%
3	4	8%
4	14	26%
5 - yes, very	34	64%

Working results were sufficiently honoured by teacher



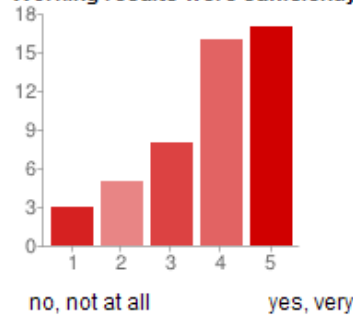
1 - no, not at all	0	0%
2	2	4%
3	3	6%
4	21	40%
5 - yes, very	25	47%

Working results were sufficiently honoured by parents



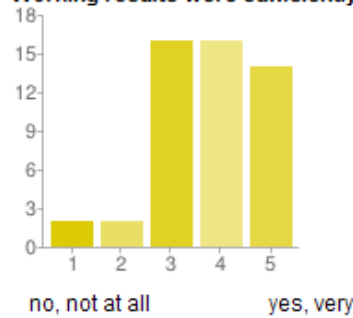
1 - no, not at all	0	0%
2	2	4%
3	7	13%
4	18	34%
5 - yes, very	21	40%

Working results were sufficiently honoured by local companies



1 - no, not at all	3	6%
2	5	9%
3	8	15%
4	16	30%
5 - yes, very	17	32%

Working results were sufficiently honoured by local newspaper



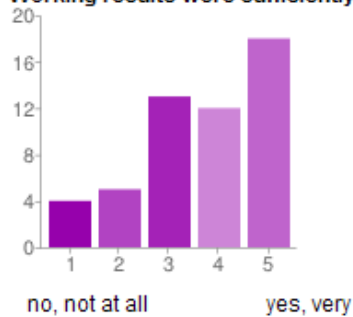
1 - no, not at all	2	4%
2	2	4%
3	16	30%
4	16	30%
5 - yes, very	14	26%

Working results were sufficiently honoured by local institutions / politicians



1 - no, not at all	1	2%
2	10	19%
3	14	26%
4	15	28%
5 - yes, very	10	19%

Working results were sufficiently honoured by European politicians



1 - no, not at all	4	8%
2	5	9%
3	13	25%
4	12	23%
5 - yes, very	18	34%

Communication

Communication is working fine with the coordinating school of the project



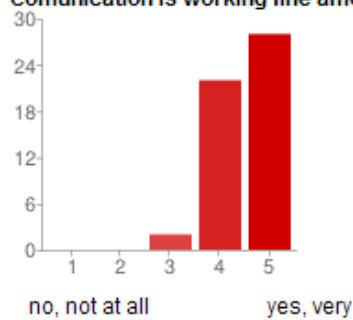
1 - no, not at all	0	0%
2	0	0%
3	1	2%
4	14	26%
5 - yes, very	37	70%

Communication is working fine with the coordinating school of the meeting



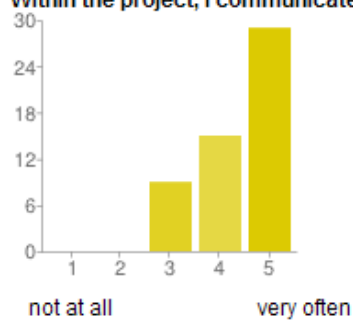
1 - no, not at all	0	0%
2	0	0%
3	1	2%
4	16	30%
5 - yes, very	36	68%

Communication is working fine among colleagues inside your own school



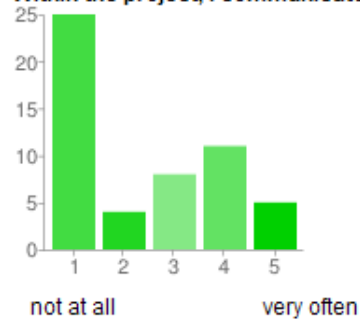
1 - no, not at all	0	0%
2	0	0%
3	2	4%
4	22	42%
5 - yes, very	28	53%

Within the project, I communicate a lot by e-mail



1 - not at all	0	0%
2	0	0%
3	9	17%
4	15	28%
5 - very often	29	55%

Within the project, I communicate a lot by facebook



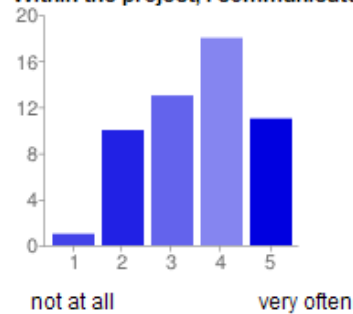
1 - not at all	25	47%
2	4	8%
3	8	15%
4	11	21%
5 - very often	5	9%

Within the project, I communicate a lot by skype



1 - not at all	24	45%
2	11	21%
3	11	21%
4	5	9%
5 - very often	2	4%

Within the project, I communicate a lot in the project forum



1 - not at all	1	2%
2	10	19%
3	13	25%
4	18	34%
5 - very often	11	21%

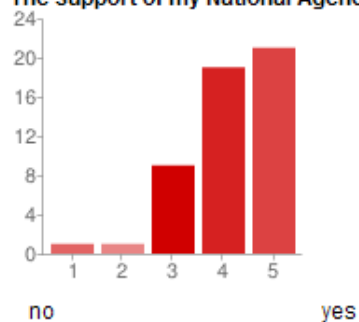
I visit the project website regularly



1 - no, not at all	0	0%
2	5	9%
3	10	19%
4	22	42%
5 - yes, very often	16	30%

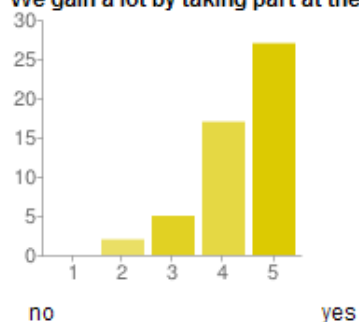
Impact of the project

The support of my National Agency was satisfactory



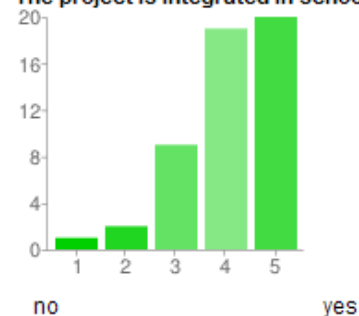
1 - no	1	2%
2	1	2%
3	9	17%
4	19	36%
5 - yes	21	40%

We gain a lot by taking part at the project



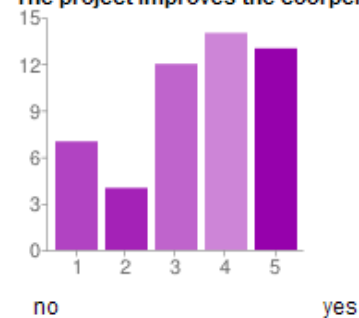
1 - no	0	0%
2	2	4%
3	5	9%
4	17	32%
5 - yes	27	51%

The project is integrated in school lessons



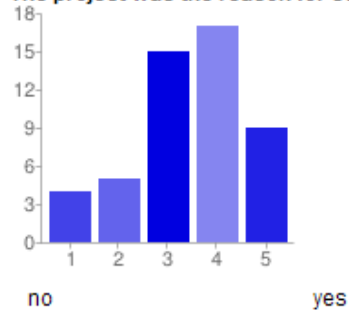
1 - no	1	2%
2	2	4%
3	9	17%
4	19	36%
5 - yes	20	38%

The project improves the cooperation with local companies



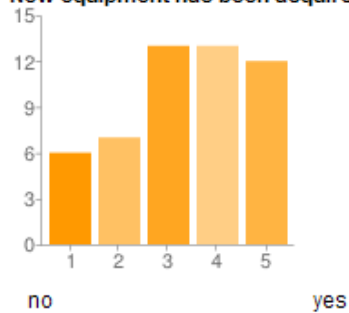
1 - no	7	13%
2	4	8%
3	12	23%
4	14	26%
5 - yes	13	25%

The project was the reason for some changes at school



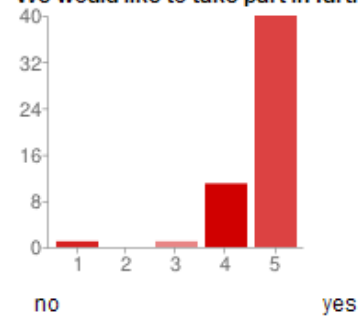
1 - no	4	8%
2	5	9%
3	15	28%
4	17	32%
5 - yes	9	17%

New equipment has been acquired as a result of this project



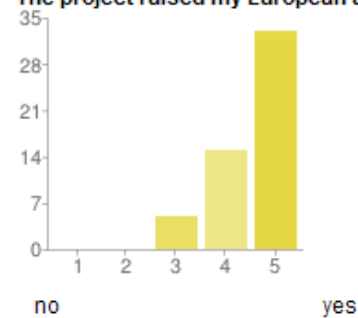
1 - no	6	11%
2	7	13%
3	13	25%
4	13	25%
5 - yes	12	23%

We would like to take part in further European projects



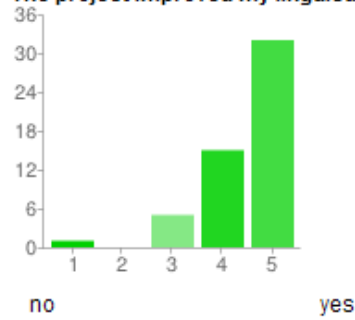
1 - no	1	2%
2	0	0%
3	1	2%
4	11	21%
5 - yes	40	75%

The project raised my European awareness among teachers



1 - no	0	0%
2	0	0%
3	5	9%
4	15	28%
5 - yes	33	62%

The project improved my linguistic skills (English)



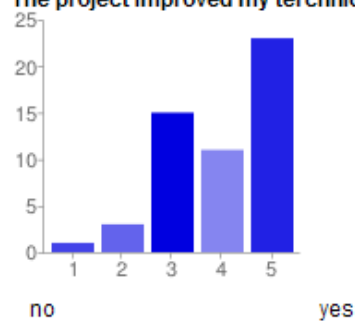
1 - no	1	2%
2	0	0%
3	5	9%
4	15	28%
5 - yes	32	60%

The project improved my pedagogical skills



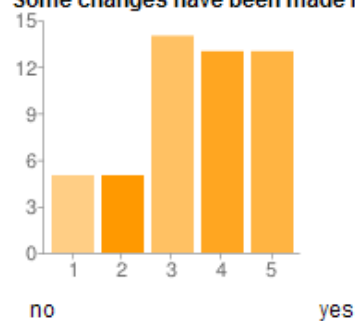
1 - no	0	0%
2	2	4%
3	15	28%
4	16	30%
5 - yes	20	38%

The project improved my technical skills



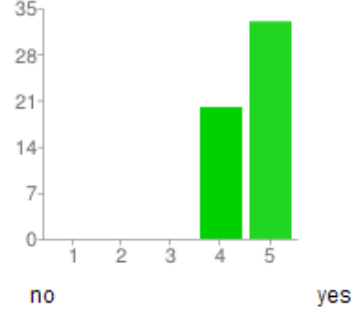
1 - no	1	2%
2	3	6%
3	15	28%
4	11	21%
5 - yes	23	43%

Some changes have been made in course curricula



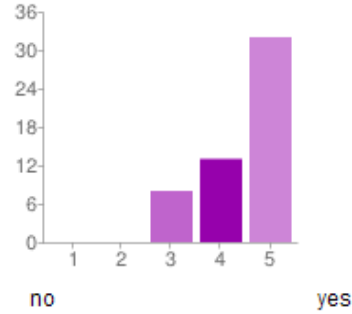
1 - no	5	9%
2	5	9%
3	14	26%
4	13	25%
5 - yes	13	25%

The project improved student's technical skills



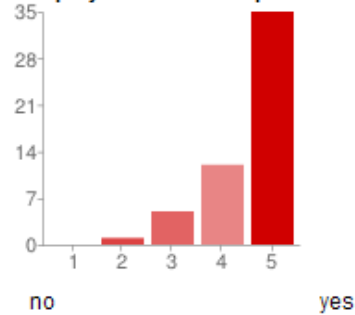
1 - no	0	0%
2	0	0%
3	0	0%
4	20	38%
5 - yes	33	62%

Students have found new friends within this project



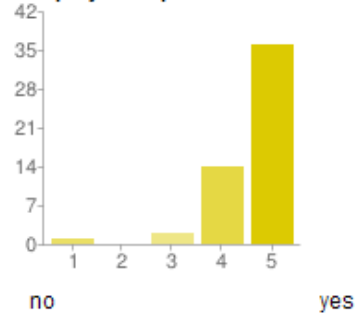
1 - no	0	0%
2	0	0%
3	8	15%
4	13	25%
5 - yes	32	60%

The project raised European awareness among students



1 - no	0	0%
2	1	2%
3	5	9%
4	12	23%
5 - yes	35	66%

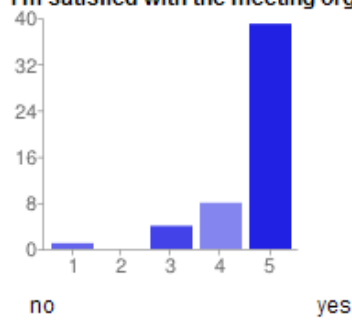
The project improved student's linguistic skills (English)



1 - no	1	2%
2	0	0%
3	2	4%
4	14	26%
5 - yes	36	68%

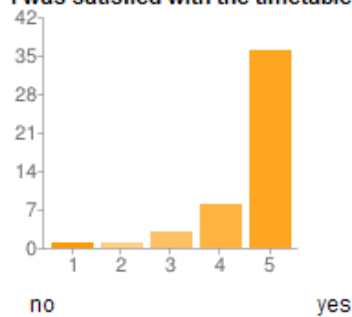
Meeting

I'm satisfied with the meeting organisation by coordination school (Martin and Heinz)



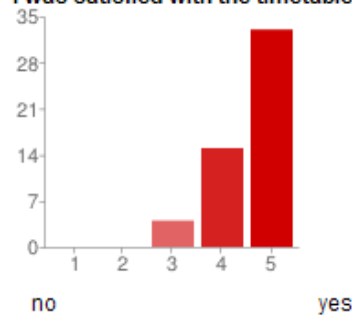
1 - no	1	2%
2	0	0%
3	4	8%
4	8	15%
5 - yes	39	74%

I was satisfied with the timetable of the projectmeeting in Bad Kreuznach [DE]



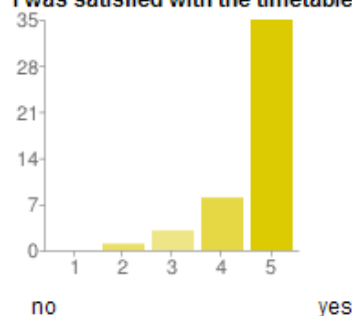
1 - no	1	2%
2	1	2%
3	3	6%
4	8	15%
5 - yes	36	68%

I was satisfied with the timetable of the projectmeeting in Brussels [BE]



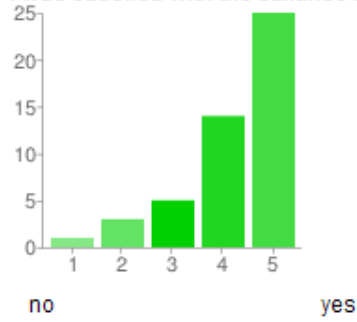
1 - no	0	0%
2	0	0%
3	4	8%
4	15	28%
5 - yes	33	62%

I was satisfied with the timetable of the projectmeeting in Luxembourg [LU]



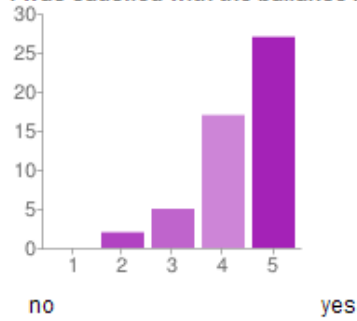
1 - no	0	0%
2	1	2%
3	3	6%
4	8	15%
5 - yes	35	66%

I was satisfied with the ballance between freetime and working of the project in Bad Kreuznach [DE]



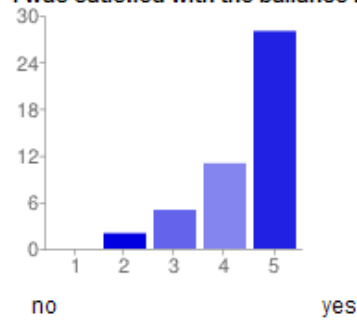
1 - no	1	2%
2	3	6%
3	5	9%
4	14	26%
5 - yes	25	47%

I was satisfied with the ballance between freetime and working of the project in Brussels [BE]



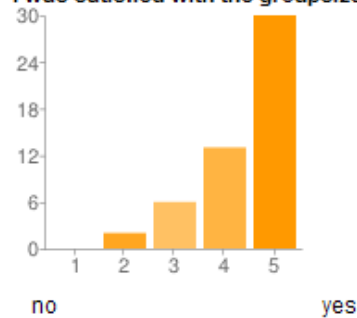
1 - no	0	0%
2	2	4%
3	5	9%
4	17	32%
5 - yes	27	51%

I was satisfied with the ballance between freetime and working of the project in Luxembourg [LU]



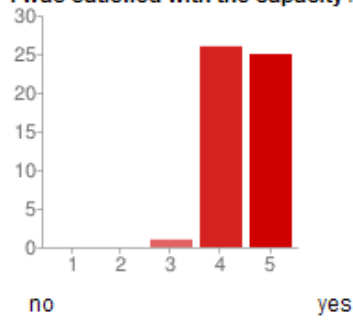
1 - no	0	0%
2	2	4%
3	5	9%
4	11	21%
5 - yes	28	53%

I was satisfied with the groupsize during the project



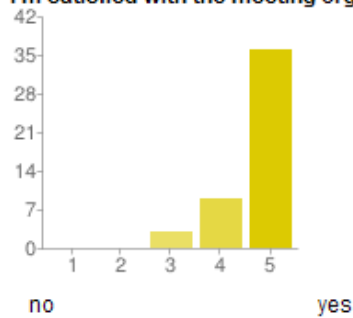
1 - no	0	0%
2	2	4%
3	6	11%
4	13	25%
5 - yes	30	57%

I was satisfied with the capacity / motivation to do a presentation



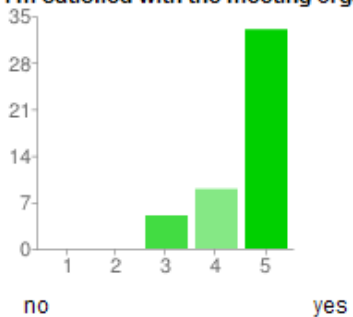
1 - no	0	0%
2	0	0%
3	1	2%
4	26	49%
5 - yes	25	47%

I'm satisfied with the meeting organisation by our host school in Bad Kreuznach



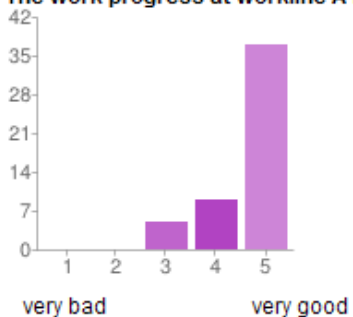
1 - no	0	0%
2	0	0%
3	3	6%
4	9	17%
5 - yes	36	68%

I'm satisfied with the meeting organisation by our host school in Luxembourg



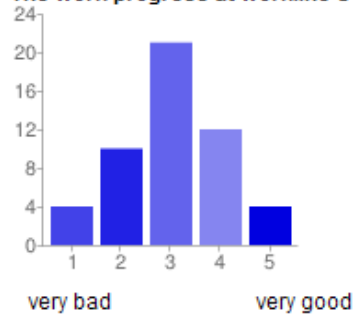
1 - no	0	0%
2	0	0%
3	5	9%
4	9	17%
5 - yes	33	62%

The work progress at workline A Locomotive is ..



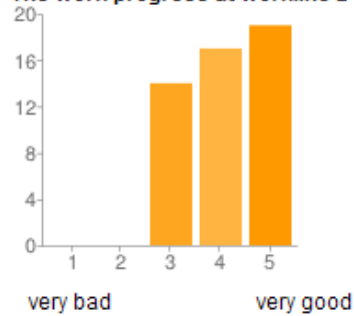
1 - very bad	0	0%
2	0	0%
3	5	9%
4	9	17%
5 - very good	37	70%

The work progress at workline C European Electronic Map ...



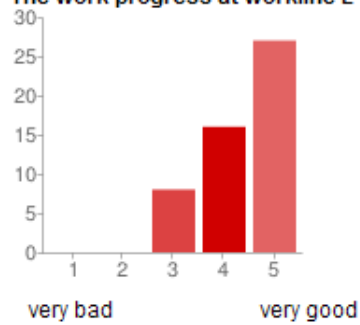
1 - very bad	4	8%
2	10	19%
3	21	40%
4	12	23%
5 - very good	4	8%

The work progress at workline D Supporting Tasks ...



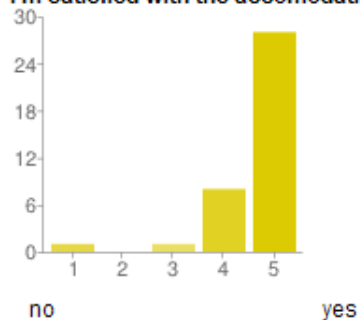
1 - very bad	0	0%
2	0	0%
3	14	26%
4	17	32%
5 - very good	19	36%

The work progress at workline E The last Mile...



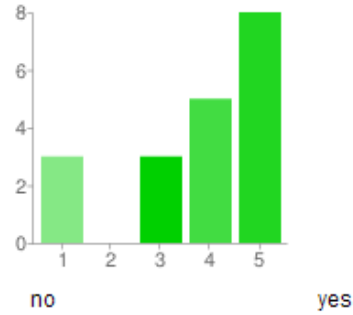
1 - very bad	0	0%
2	0	0%
3	8	15%
4	16	30%
5 - very good	27	51%

I'm satisfied with the accomodation at the Parkhotel Kurhaus [DE]



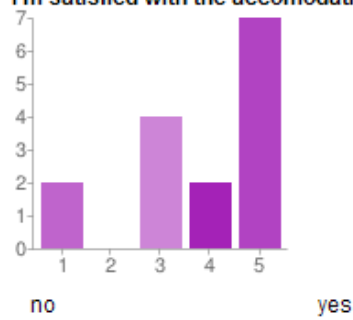
1 - no	1	2%
2	0	0%
3	1	2%
4	8	15%
5 - yes	28	53%

I'm satisfied with the accomodation at the Sympathie Hotel Fürstenhof [DE]



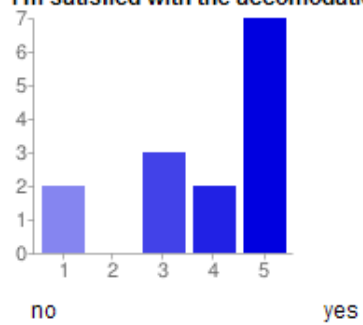
1 - no	3	6%
2	0	0%
3	3	6%
4	5	9%
5 - yes	8	15%

I'm satisfied with the accomodation at the Caravelle Hotel in Park [DE]



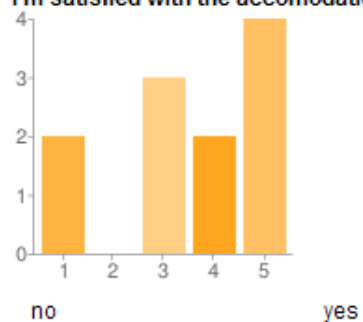
1 - no	2	4%
2	0	0%
3	4	8%
4	2	4%
5 - yes	7	13%

I'm satisfied with the accomodation at the Hotel Michel Mort [DE]



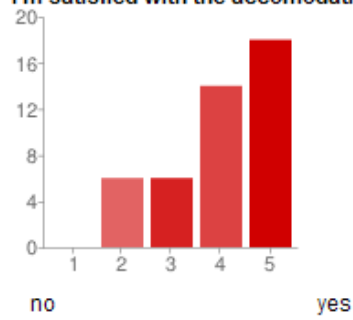
1 - no	2	4%
2	0	0%
3	3	6%
4	2	4%
5 - yes	7	13%

I'm satisfied with the accomodation at the Youth Hostel Nahetal [DE]



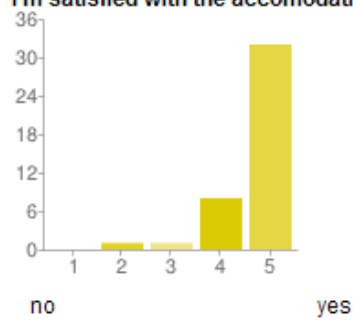
1 - no	2	4%
2	0	0%
3	3	6%
4	2	4%
5 - yes	4	8%

I'm satisfied with the accomodation at the Hotel in Brussels [BE]



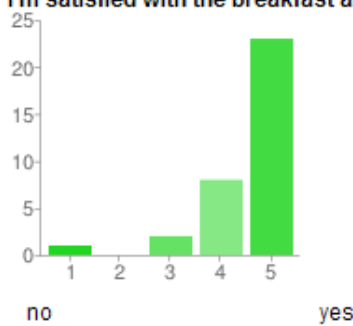
1 - no	0	0%
2	6	11%
3	6	11%
4	14	26%
5 - yes	18	34%

I'm satisfied with the accomodation at the Parc Hotel in Luxembourg [LU]



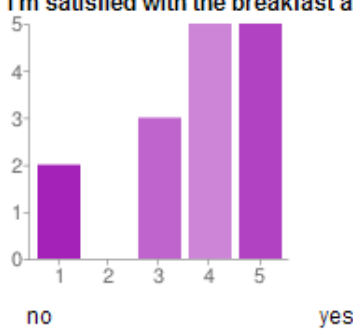
1 - no	0	0%
2	1	2%
3	1	2%
4	8	15%
5 - yes	32	60%

I'm satisfied with the breakfast at the Parkhotel Kurhaus [DE]



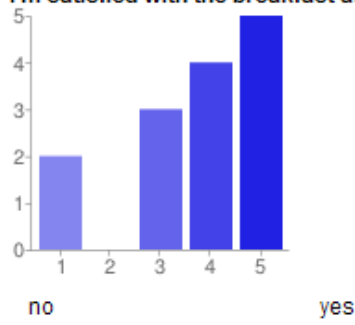
1 - no	1	2%
2	0	0%
3	2	4%
4	8	15%
5 - yes	23	43%

I'm satisfied with the breakfast at the Sympathie Hotel Fürstenhof [DE]



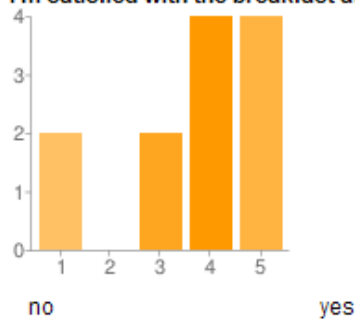
1 - no	2	4%
2	0	0%
3	3	6%
4	5	9%
5 - yes	5	9%

I'm satisfied with the breakfast at the Caravelle Hotel im Park [DE]



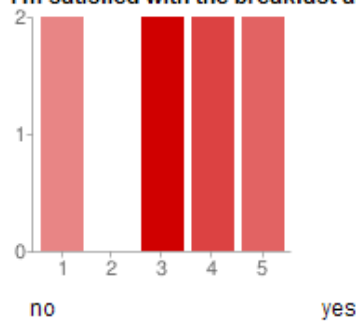
1 - no	2	4%
2	0	0%
3	3	6%
4	4	8%
5 - yes	5	9%

I'm satisfied with the breakfast at the Hotel Michel Mort [DE]



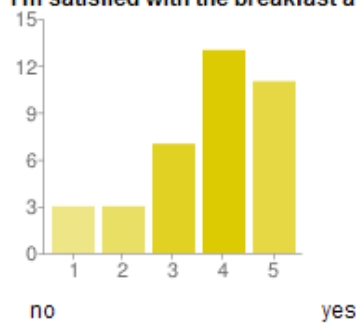
1 - no	2	4%
2	0	0%
3	2	4%
4	4	8%
5 - yes	4	8%

I'm satisfied with the breakfast at the Youth Hostel Nahetal [DE]



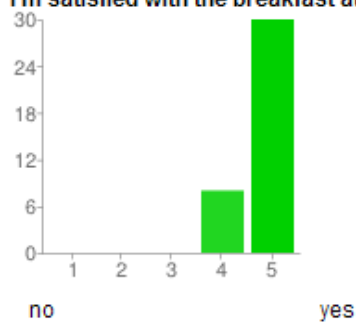
1 - no	2	4%
2	0	0%
3	2	4%
4	2	4%
5 - yes	2	4%

I'm satisfied with the breakfast at the Hotel in Brussels [BE]



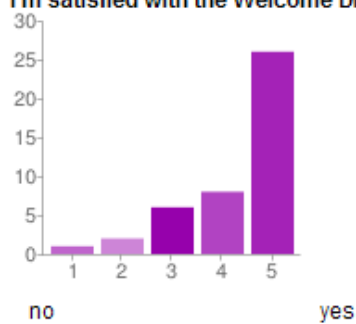
1 - no	3	6%
2	3	6%
3	7	13%
4	13	25%
5 - yes	11	21%

I'm satisfied with the breakfast at the Parc Hotel in Luxembourg [LU]



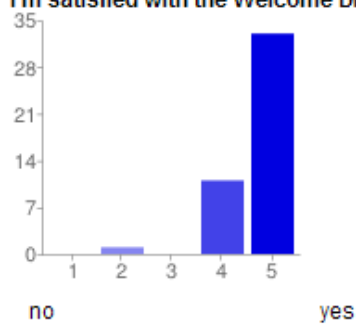
1 - no	0	0%
2	0	0%
3	0	0%
4	8	15%
5 - yes	30	57%

I'm satisfied with the Welcome Dinner in Bad Kreuznach [DE]



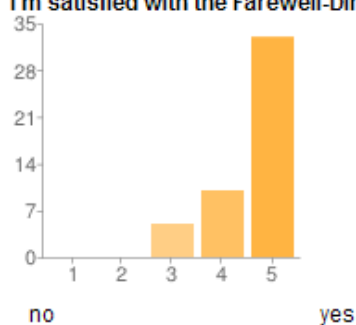
1 - no	1	2%
2	2	4%
3	6	11%
4	8	15%
5 - yes	26	49%

I'm satisfied with the Welcome Dinner in Luxembourg [LU]



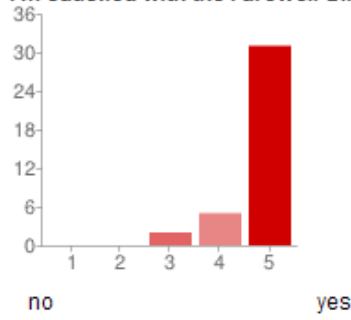
1 - no	0	0%
2	1	2%
3	0	0%
4	11	21%
5 - yes	33	62%

I'm satisfied with the Farewell-Dinner in Bad Kreuznach [DE]



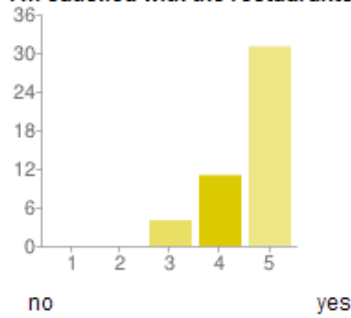
1 - no	0	0%
2	0	0%
3	5	9%
4	10	19%
5 - yes	33	62%

I'm satisfied with the Farewell-Dinner in Luxembourg [LU]



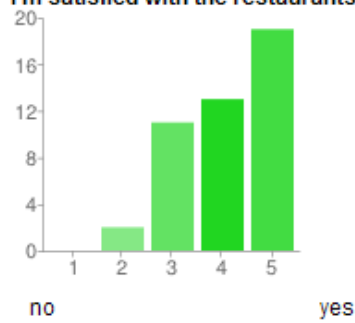
1 - no	0	0%
2	0	0%
3	2	4%
4	5	9%
5 - yes	31	58%

I'm satisfied with the restaurants in Bad Kreuznach [DE]



1 - no	0	0%
2	0	0%
3	4	8%
4	11	21%
5 - yes	31	58%

I'm satisfied with the restaurants in Brussels [BE]



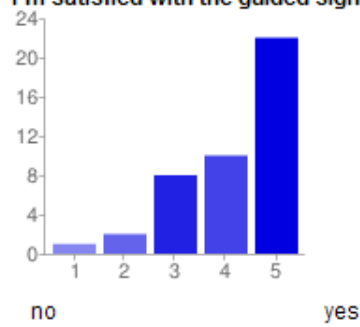
1 - no	0	0%
2	2	4%
3	11	21%
4	13	25%
5 - yes	19	36%

I'm satisfied with the restaurants in Luxembourg [LU]



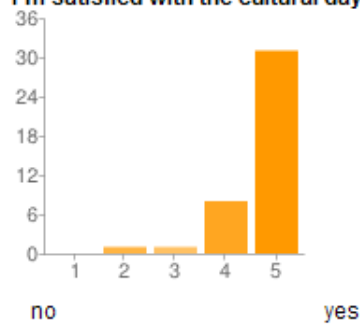
1 - no	1	2%
2	0	0%
3	4	8%
4	10	19%
5 - yes	21	40%

I'm satisfied with the guided sightseeing tour "Blue Klaus" in Bad Kreuznach [DE]



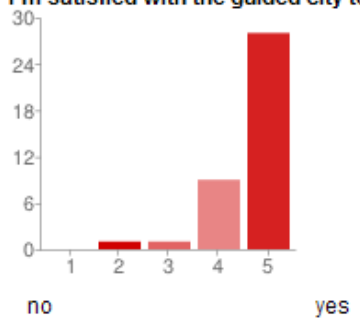
1 - no	1	2%
2	2	4%
3	8	15%
4	10	19%
5 - yes	22	42%

I'm satisfied with the cultural day in Luxembourg [LU]



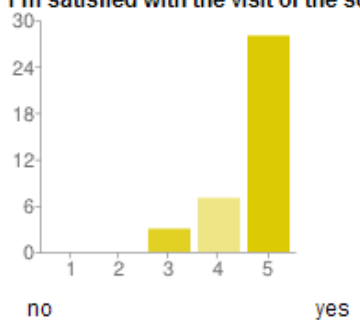
1 - no	0	0%
2	1	2%
3	1	2%
4	8	15%
5 - yes	31	58%

I'm satisfied with the guided city tour in Luxembourg [LU]



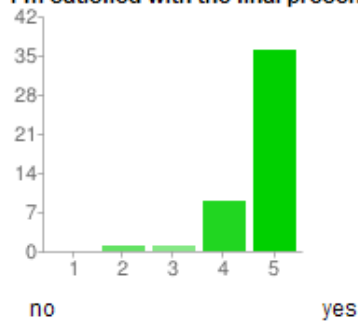
1 - no	0	0%
2	1	2%
3	1	2%
4	9	17%
5 - yes	28	53%

I'm satisfied with the visit of the school in Luxembourg [LU]



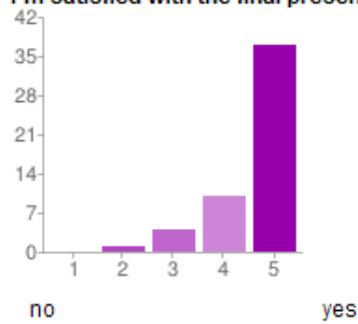
1 - no	0	0%
2	0	0%
3	3	6%
4	7	13%
5 - yes	28	53%

I'm satisfied with the final presentation in Bad Kreuznach [DE]



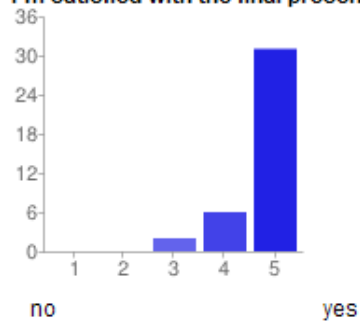
1 - no	0	0%
2	1	2%
3	1	2%
4	9	17%
5 - yes	36	68%

I'm satisfied with the final presentation in Brussels [BE]



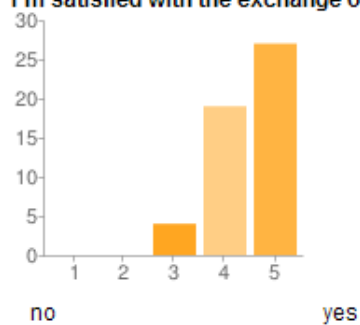
1 - no	0	0%
2	1	2%
3	4	8%
4	10	19%
5 - yes	37	70%

I'm satisfied with the final presentation in Luxembourg [LU]



1 - no	0	0%
2	0	0%
3	2	4%
4	6	11%
5 - yes	31	58%

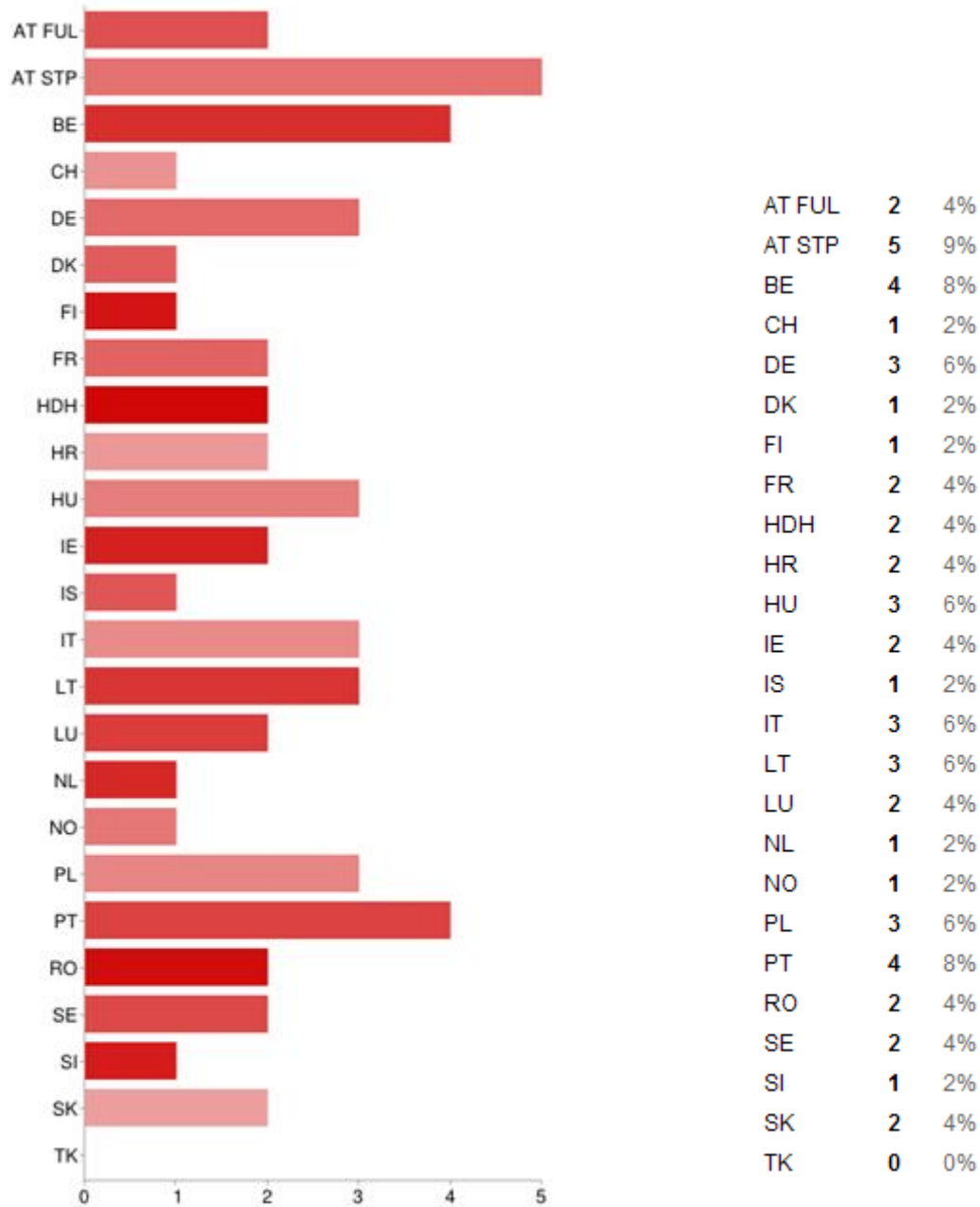
I'm satisfied with the exchange of the upper parts



1 - no	0	0%
2	0	0%
3	4	8%
4	19	36%
5 - yes	27	51%

Additional informations

Please chose your country / countrycode



Number of daily responses

