

Online-Evaluation Final Meeting / Students

General view of the project

The topic of the project was interesting for me



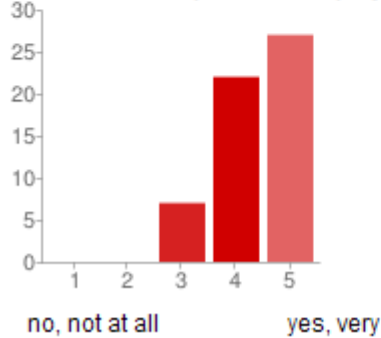
1 -no, not at all	0	0%
2	0	0%
3	3	5%
4	25	44%
5 -yes, very	29	51%

I was satisfied with the project



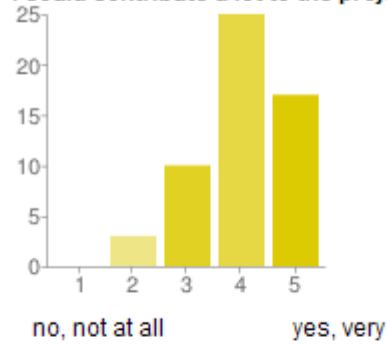
1 -no, not at all	0	0%
2	1	2%
3	5	9%
4	19	33%
5 -yes, very	31	54%

I liked the atmosphere of the project



1 -no, not at all	0	0%
2	0	0%
3	7	12%
4	22	39%
5 -yes, very	27	47%

I could contribute a lot to the project's success



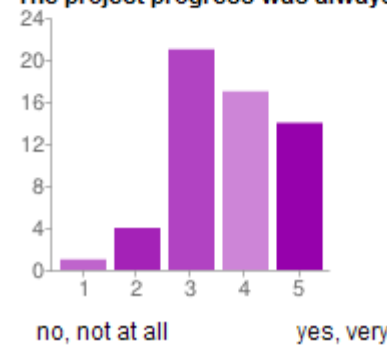
1 -no, not at all	0	0%
2	3	5%
3	10	18%
4	25	44%
5 -yes, very	17	30%

I was satisfied with the efficiency of the Project



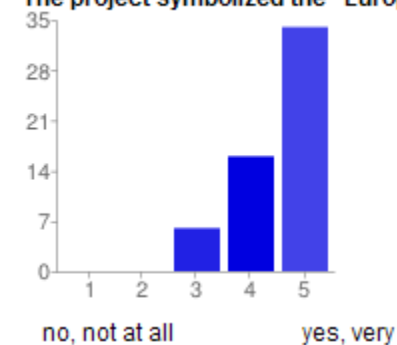
1 -no, not at all	0	0%
2	6	11%
3	15	26%
4	22	39%
5 -yes, very	13	23%

The project progress was always clear



1 -no, not at all	1	2%
2	4	7%
3	21	37%
4	17	30%
5 -yes, very	14	25%

The project symbolized the "European spirit"



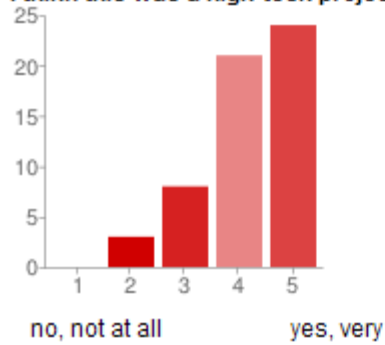
1 -no, not at all	0	0%
2	0	0%
3	6	11%
4	16	28%
5 -yes, very	34	60%

I'm happy for participating this project



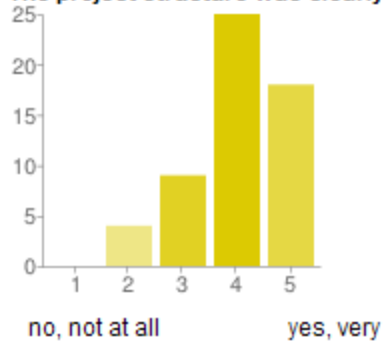
1 -no, not at all	0	0%
2	0	0%
3	0	0%
4	10	18%
5 -yes, very	47	82%

I think this was a high-tech project



1 -no, not at all	0	0%
2	3	5%
3	8	14%
4	21	37%
5 -yes, very	24	42%

The project structure was clearly defined



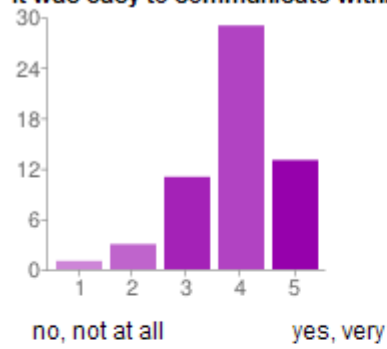
1 -no, not at all	0	0%
2	4	7%
3	9	16%
4	25	44%
5 -yes, very	18	32%

We all have done a good job within this project up to now



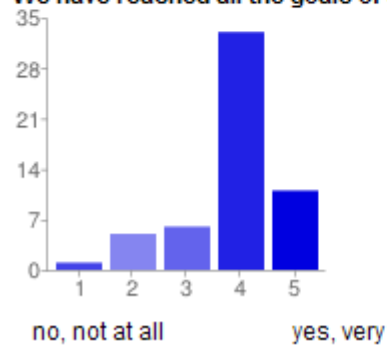
1 -no, not at all	0	0%
2	1	2%
3	9	16%
4	20	35%
5 -yes, very	27	47%

It was easy to communicate within this project



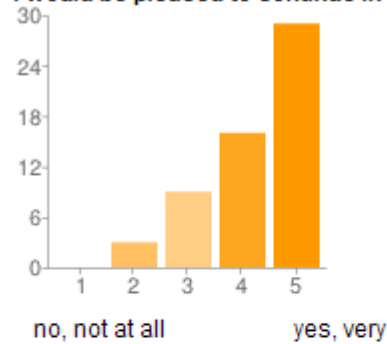
1 -no, not at all	1	2%
2	3	5%
3	11	19%
4	29	51%
5 -yes, very	13	23%

We have reached all the goals of the meeting



1 -no, not at all	1	2%
2	5	9%
3	6	11%
4	33	58%
5 -yes, very	11	19%

I would be pleased to continue in a similarly or an other way



1 -no, not at all	0	0%
2	3	5%
3	9	16%
4	16	28%
5 -yes, very	29	51%

I have learned a lot about traditions of foreign countries



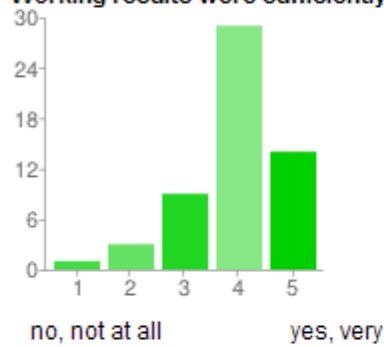
1 -no, not at all	1	2%
2	1	2%
3	7	12%
4	20	35%
5 -yes, very	27	47%

The time management of my delegation was perfect



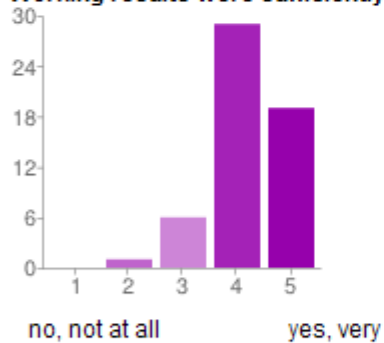
1 -no, not at all	0	0%
2	0	0%
3	11	19%
4	25	44%
5 -yes, very	21	37%

Working results were sufficiently honoured by headmaster



1 -no, not at all	1	2%
2	3	5%
3	9	16%
4	29	51%
5 -yes, very	14	25%

Working results were sufficiently honoured by students



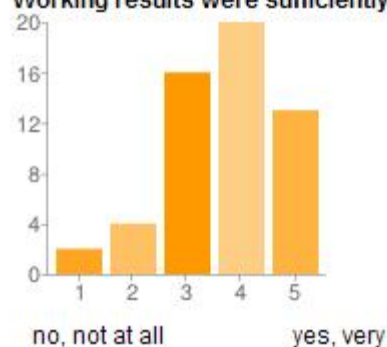
1 -no, not at all	0	0%
2	1	2%
3	6	11%
4	29	51%
5 -yes, very	19	33%

Working results were sufficiently honoured by parents



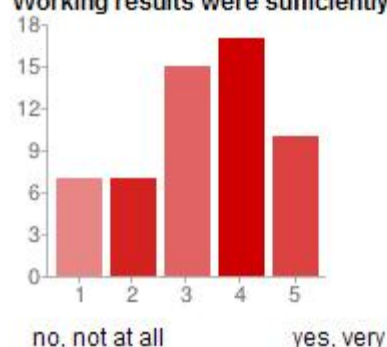
1 -no, not at all	2	4%
2	2	4%
3	9	16%
4	23	40%
5 -yes, very	19	33%

Working results were sufficiently honoured by local companies



1 -no, not at all	2	4%
2	4	7%
3	16	28%
4	20	35%
5 -yes, very	13	23%

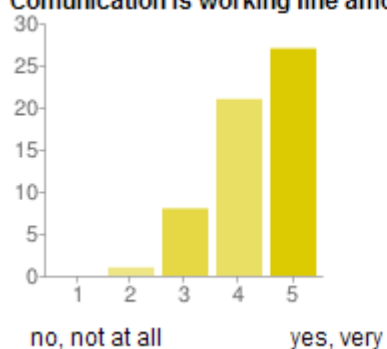
Working results were sufficiently honoured by local newspaper



1 -no, not at all	7	12%
2	7	12%
3	15	26%
4	17	30%
5 -yes, very	10	18%

Communication

Communication is working fine among colleagues inside your own school



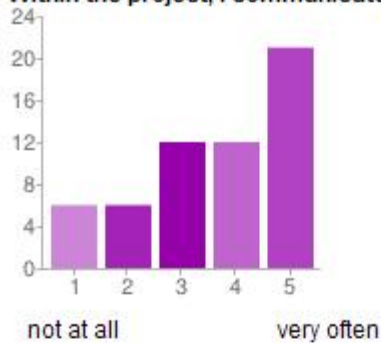
1 -no, not at all	0	0%
2	1	2%
3	8	14%
4	21	37%
5 -yes, very	27	47%

Within the project, I communicate a lot by e-mail



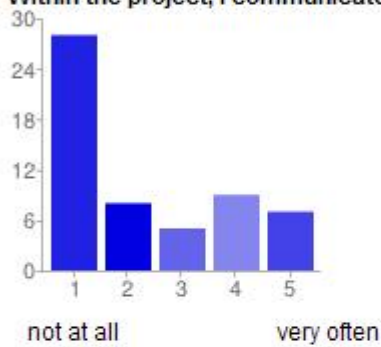
1 -not at all	5	9%
2	9	16%
3	16	28%
4	17	30%
5 -very often	10	18%

Within the project, I communicate a lot by facebook



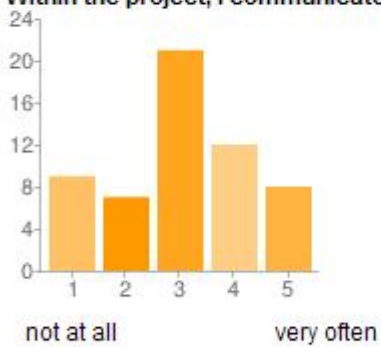
1 -not at all	6	11%
2	6	11%
3	12	21%
4	12	21%
5 -very often	21	37%

Within the project, I communicate a lot by skype



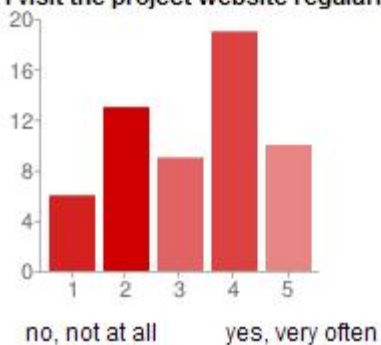
1 -not at all	28	49%
2	8	14%
3	5	9%
4	9	16%
5 -very often	7	12%

Within the project, I communicate a lot in the project forum



1 -not at all	9	16%
2	7	12%
3	21	37%
4	12	21%
5 -very often	8	14%

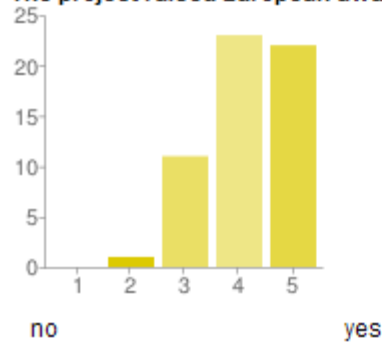
I visit the project website regularly



1 -no, not at all	6	11%
2	13	23%
3	9	16%
4	19	33%
5 -yes, very often	10	18%

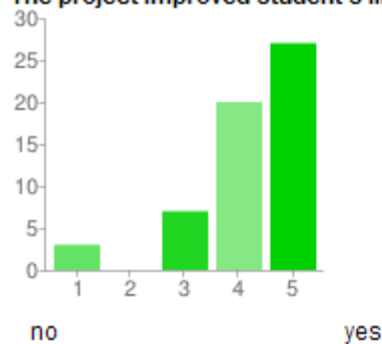
Impact of the Project

The project raised European awareness among students



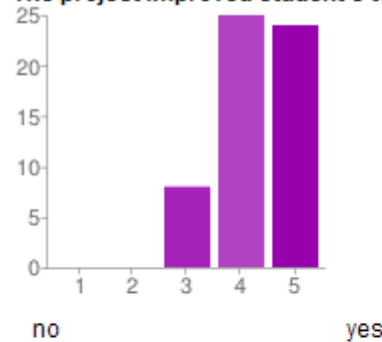
1 - no	0	0%
2	1	2%
3	11	19%
4	23	40%
5 - yes	22	39%

The project improved student's linguistic skills (English)



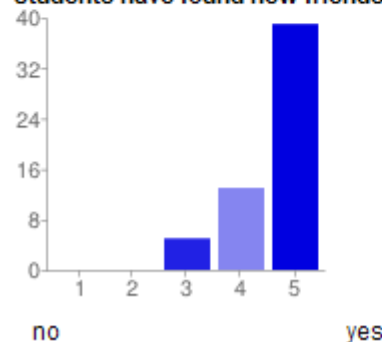
1 - no	3	5%
2	0	0%
3	7	12%
4	20	35%
5 - yes	27	47%

The project improved student's technical skills



1 - no	0	0%
2	0	0%
3	8	14%
4	25	44%
5 - yes	24	42%

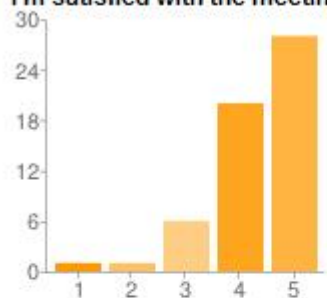
Students have found new friends within this project



1 - no	0	0%
2	0	0%
3	5	9%
4	13	23%
5 - yes	39	68%

Meeting

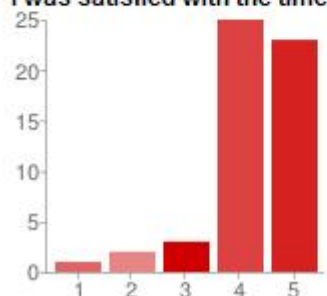
I'm satisfied with the meeting organisation by coordination school (Martin and Heinz)



no yes

1 - no	1	2%
2	1	2%
3	6	11%
4	20	35%
5 - yes	28	49%

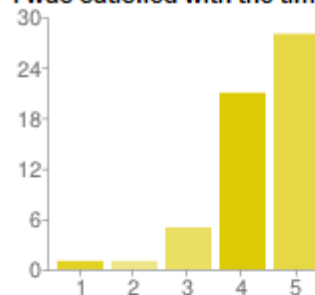
I was satisfied with the timetable of the projectmeeting in Bad Kreuznach [DE]



no yes

1 - no	1	2%
2	2	4%
3	3	5%
4	25	44%
5 - yes	23	40%

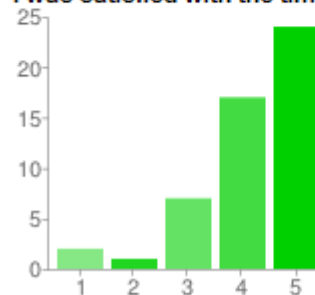
I was satisfied with the timetable of the projectmeeting in Brussels [BE]



no yes

1 - no	1	2%
2	1	2%
3	5	9%
4	21	37%
5 - yes	28	49%

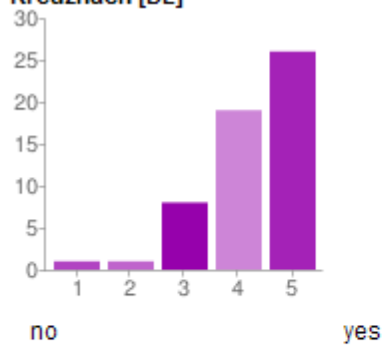
I was satisfied with the timetable of the projectmeeting in Luxembourg [LU]



no yes

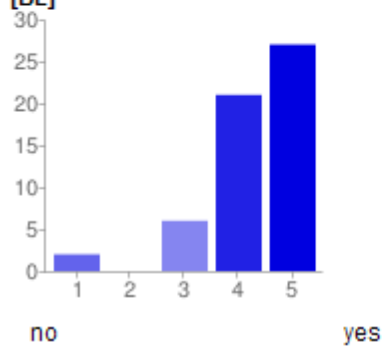
1 - no	2	4%
2	1	2%
3	7	12%
4	17	30%
5 - yes	24	42%

I was satisfied with the ballance between freetime and working of the project in Bad Kreuznach [DE]



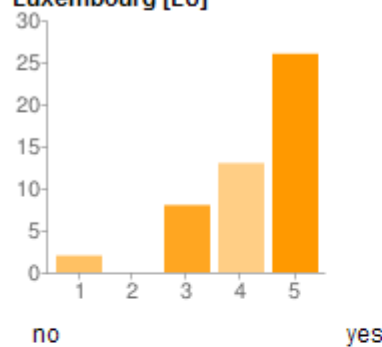
1 -no	1	2%
2	1	2%
3	8	14%
4	19	33%
5 -yes	26	46%

I was satisfied with the ballance between freetime and working of the project in Brussels [BE]



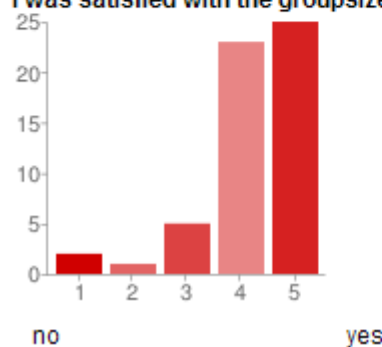
1 - no	2	4%
2	0	0%
3	6	11%
4	21	37%
5 - yes	27	47%

I was satisfied with the ballance between freetime and working of the project in Luxembourg [LU]



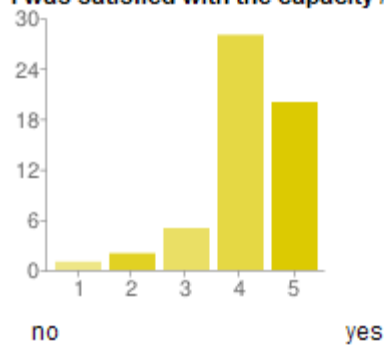
1 -no	2	4%
2	0	0%
3	8	14%
4	13	23%
5 -yes	26	46%

I was satisfied with the groupsize during the project



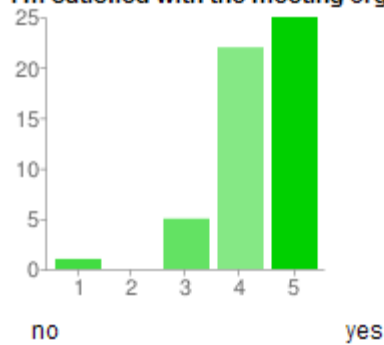
1 - no	2	4%
2	1	2%
3	5	9%
4	23	40%
5 - yes	25	44%

I was satisfied with the capacity / motivation to do a presentation



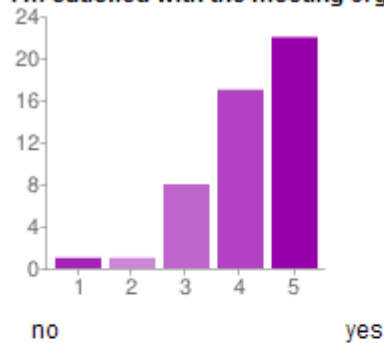
1 - no	1	2%
2	2	4%
3	5	9%
4	28	49%
5 - yes	20	35%

I'm satisfied with the meeting organisation by our host school in Bad Kreuznach



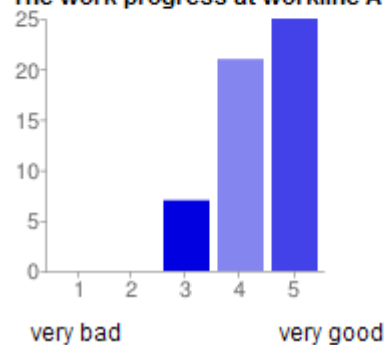
1 - no	1	2%
2	0	0%
3	5	9%
4	22	39%
5 - yes	25	44%

I'm satisfied with the meeting organisation by our host school in Luxembourg



1 - no	1	2%
2	1	2%
3	8	14%
4	17	30%
5 - yes	22	39%

The work progress at workline A Locomotive is ..



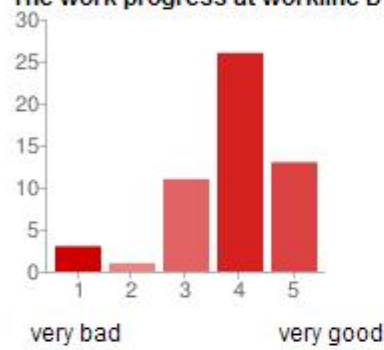
1 -very bad	0	0%
2	0	0%
3	7	12%
4	21	37%
5 -very good	25	44%

The work progress at workline C European Electronic Map ...



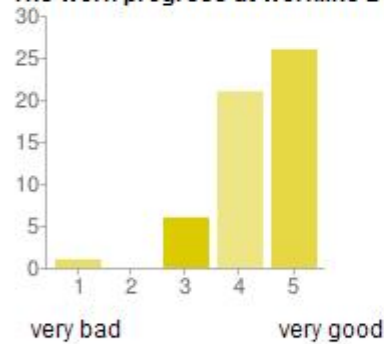
1 -very bad	2	4%
2	14	25%
3	12	21%
4	16	28%
5 -very good	11	19%

The work progress at workline D Supporting Tasks ...



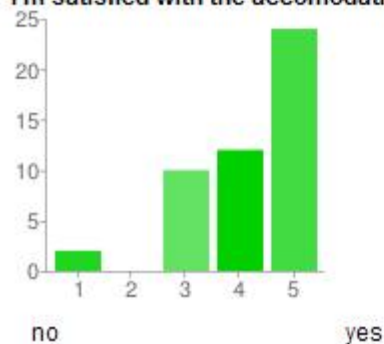
1 -very bad	3	5%
2	1	2%
3	11	19%
4	26	46%
5 -very good	13	23%

The work progress at workline E The last Mile ...



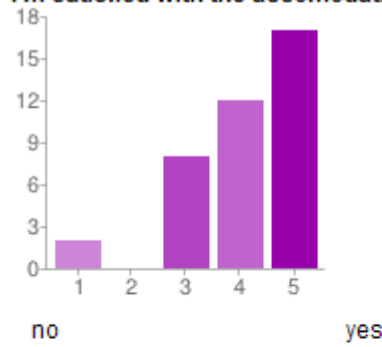
1 -very bad	1	2%
2	0	0%
3	6	11%
4	21	37%
5 -very good	26	46%

I'm satisfied with the accomodation at the Parkhotel Kurhaus [DE]



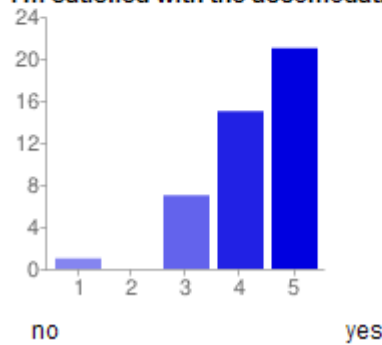
1 - no	2	4%
2	0	0%
3	10	18%
4	12	21%
5 - yes	24	42%

I'm satisfied with the accomodation at the Sympathie Hotel Fürstenhof [DE]



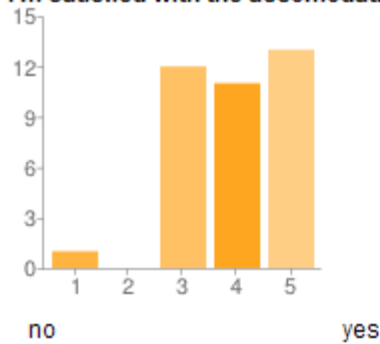
1 - no	2	4%
2	0	0%
3	8	14%
4	12	21%
5 - yes	17	30%

I'm satisfied with the accomodation at the Caravelle Hotel im Park [DE]



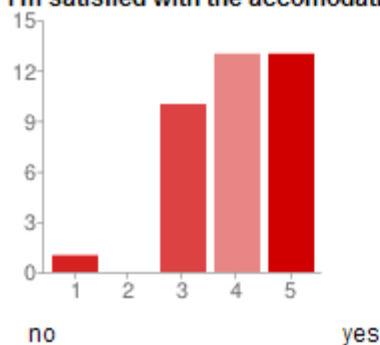
1 - no	1	2%
2	0	0%
3	7	12%
4	15	26%
5 - yes	21	37%

I'm satisfied with the accomodation at the Hotel Michel Mort [DE]



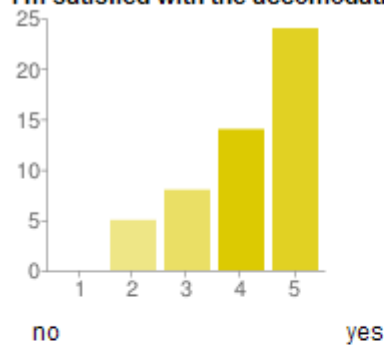
1 - no	1	2%
2	0	0%
3	12	21%
4	11	19%
5 - yes	13	23%

I'm satisfied with the accomodation at the Youth Hostel Nahetal [DE]



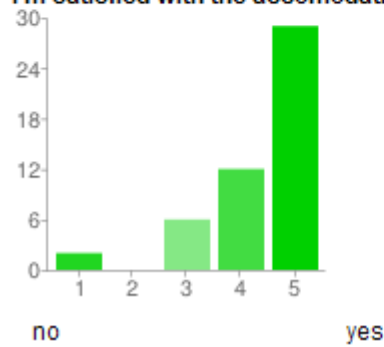
1 - no	1	2%
2	0	0%
3	10	18%
4	13	23%
5 - yes	13	23%

I'm satisfied with the accomodation at the Hotel in Brussels [BE]



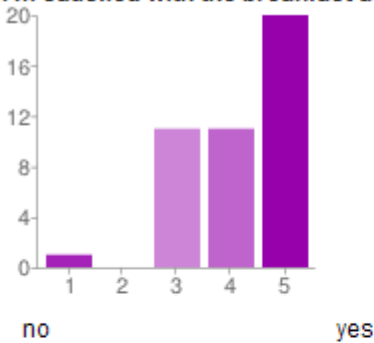
1 - no	0	0%
2	5	9%
3	8	14%
4	14	25%
5 - yes	24	42%

I'm satisfied with the accomodation at the Parc Hotel in Luxembourg [LU]



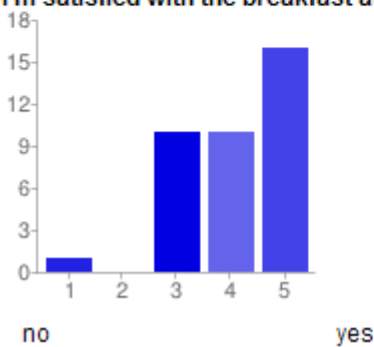
1 - no	2	4%
2	0	0%
3	6	11%
4	12	21%
5 - yes	29	51%

I'm satisfied with the breakfast at the Parkhotel Kurhaus [DE]



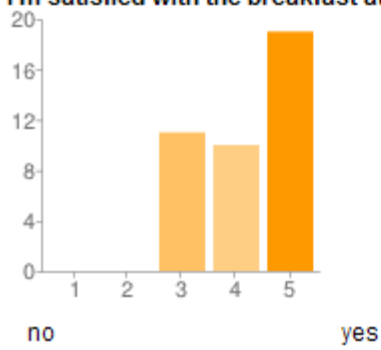
1 - no	1	2%
2	0	0%
3	11	19%
4	11	19%
5 - yes	20	35%

I'm satisfied with the breakfast at the Sympathie Hotel Fürstenhof [DE]



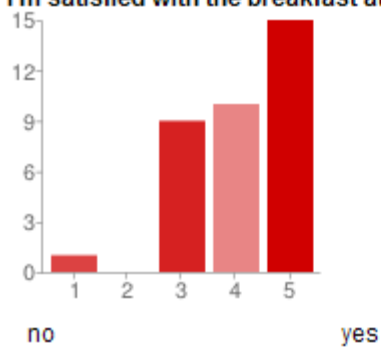
1 - no	1	2%
2	0	0%
3	10	18%
4	10	18%
5 - yes	16	28%

I'm satisfied with the breakfast at the Caravelle Hotel im Park [DE]



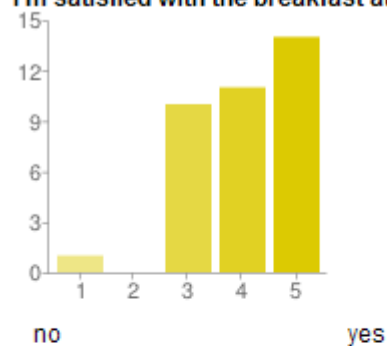
1 - no	0	0%
2	0	0%
3	11	19%
4	10	18%
5 - yes	19	33%

I'm satisfied with the breakfast at the Hotel Michel Mort [DE]



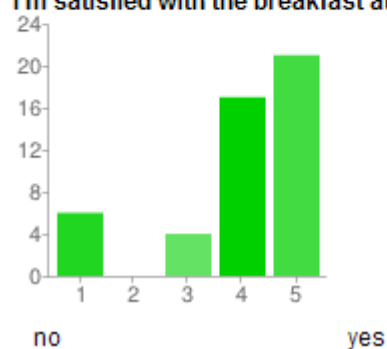
1 - no	1	2%
2	0	0%
3	9	16%
4	10	18%
5 - yes	15	26%

I'm satisfied with the breakfast at the Youth Hostel Nahetal [DE]



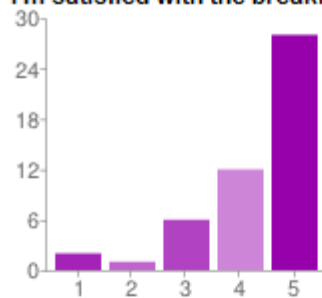
1 - no	1	2%
2	0	0%
3	10	18%
4	11	19%
5 - yes	14	25%

I'm satisfied with the breakfast at the Hotel in Brussels [BE]



1 - no	6	11%
2	0	0%
3	4	7%
4	17	30%
5 - yes	21	37%

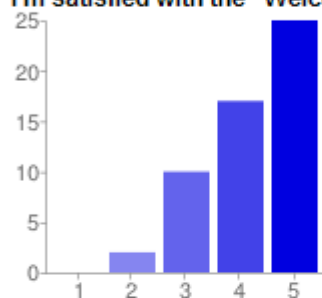
I'm satisfied with the breakfast at the Parc Hotel in Luxembourg [LU]



1 - no	2	4%
2	1	2%
3	6	11%
4	12	21%
5 - yes	28	49%

no yes

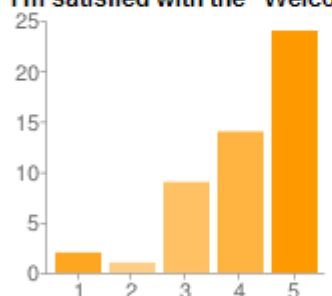
I'm satisfied with the "Welcome Dinner" in Bad Kreuznach [DE]



1 - no	0	0%
2	2	4%
3	10	18%
4	17	30%
5 - yes	25	44%

no yes

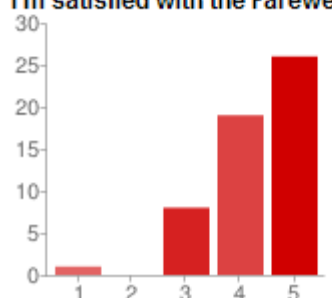
I'm satisfied with the "Welcome Dinner" in Luxembourg [LU]



1 - no	2	4%
2	1	2%
3	9	16%
4	14	25%
5 - yes	24	42%

no yes

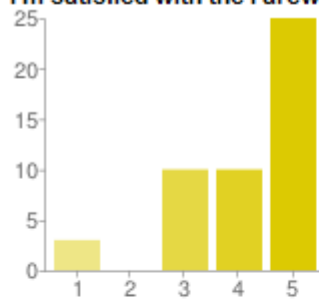
I'm satisfied with the Farewell-Dinner in Bad Kreuznach [DE]



1 - no	1	2%
2	0	0%
3	8	14%
4	19	33%
5 - yes	26	46%

no yes

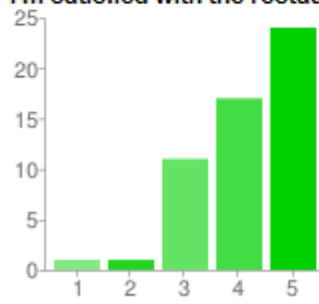
I'm satisfied with the Farewell-Dinner in Luxembourg [LU]



no yes

1 - no	3	5%
2	0	0%
3	10	18%
4	10	18%
5 - yes	25	44%

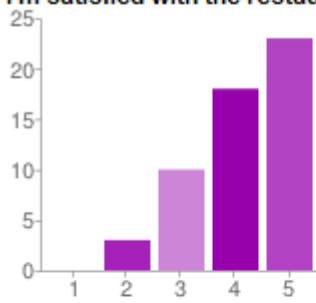
I'm satisfied with the restaurants in Bad Kreuznach [DE]



no yes

1 - no	1	2%
2	1	2%
3	11	19%
4	17	30%
5 - yes	24	42%

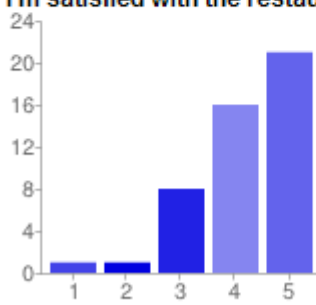
I'm satisfied with the restaurants in Brussels [BE]



no yes

1 - no	0	0%
2	3	5%
3	10	18%
4	18	32%
5 - yes	23	40%

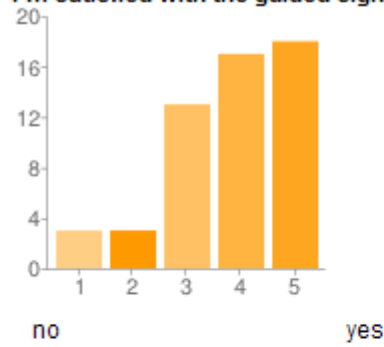
I'm satisfied with the restaurants in Luxembourg [LU]



no yes

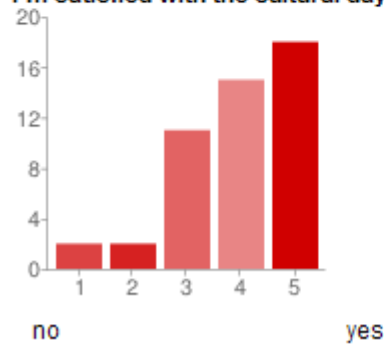
1 - no	1	2%
2	1	2%
3	8	14%
4	16	28%
5 - yes	21	37%

I'm satisfied with the guided sightseeing tour "Blue Klaus" in Bad Kreuznach [DE]



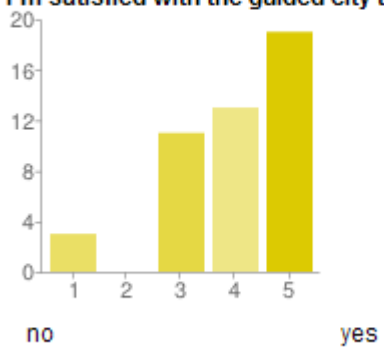
1 - no	3	5%
2	3	5%
3	13	23%
4	17	30%
5 - yes	18	32%

I'm satisfied with the cultural day in Luxembourg [LU]



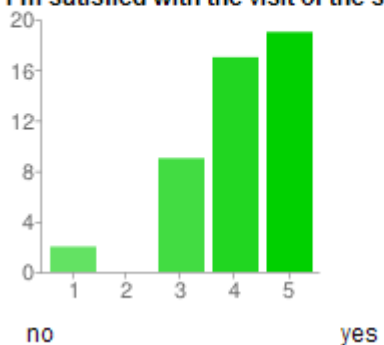
1 - no	2	4%
2	2	4%
3	11	19%
4	15	26%
5 - yes	18	32%

I'm satisfied with the guided city tour in Luxembourg [LU]



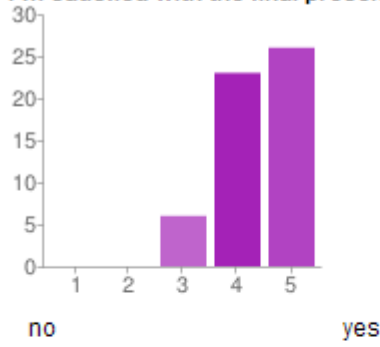
1 - no	3	5%
2	0	0%
3	11	19%
4	13	23%
5 - yes	19	33%

I'm satisfied with the visit of the school in Luxembourg [LU]



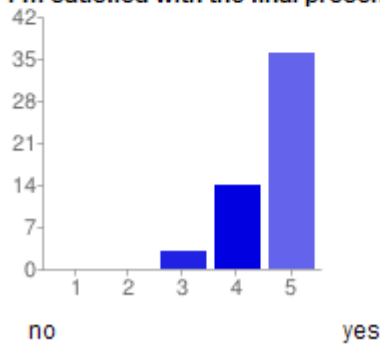
1 - no	2	4%
2	0	0%
3	9	16%
4	17	30%
5 - yes	19	33%

I'm satisfied with the final presentation in Bad Kreuznach [DE]



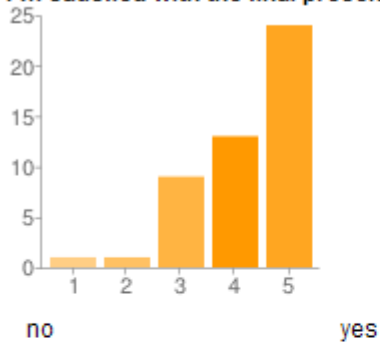
1 - no	0	0%
2	0	0%
3	6	11%
4	23	40%
5 - yes	26	46%

I'm satisfied with the final presentation in Brussels [BE]



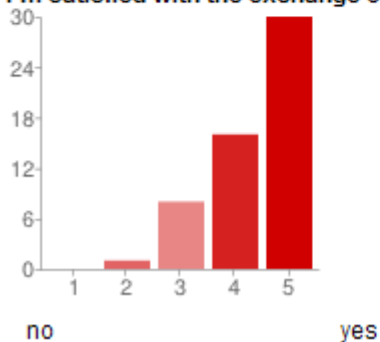
1 - no	0	0%
2	0	0%
3	3	5%
4	14	25%
5 - yes	36	63%

I'm satisfied with the final presentation in Luxembourg [LU]



1 - no	1	2%
2	1	2%
3	9	16%
4	13	23%
5 - yes	24	42%

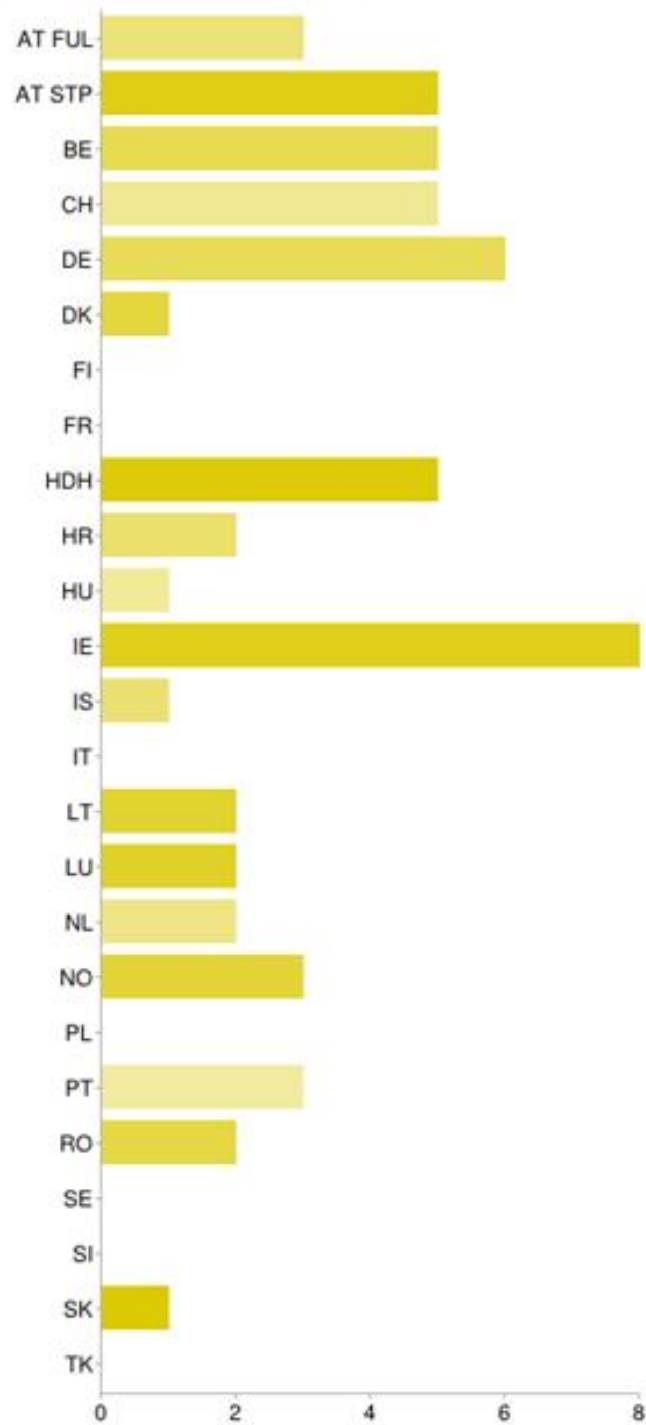
I'm satisfied with the exchange of the upper parts



1 - no	0	0%
2	1	2%
3	8	14%
4	16	28%
5 - yes	30	53%

Additional informations

Please chose your country / countrycode



AT FUL	3	5%
AT STP	5	9%
BE	5	9%
CH	5	9%
DE	6	11%
DK	1	2%
FI	0	0%
FR	0	0%
HDH	5	9%
HR	2	4%
HU	1	2%
IE	8	14%
IS	1	2%
IT	0	0%
LT	2	4%
LU	2	4%
NL	2	4%
NO	3	5%
PL	0	0%
PT	3	5%
RO	2	4%
SE	0	0%
SI	0	0%
SK	1	2%
TK	0	0%

Number of daily responses

