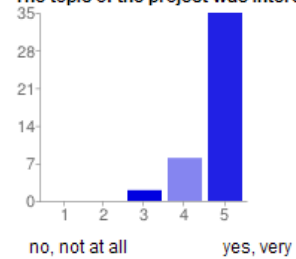


Auswertung Evaluation Celje „Teachers“

45 Antworten

General view of the project

The topic of the project was interesting for me



1 - no, not at all
2
3
4
5 - yes, very

0 0%
0 0%
2 4%
8 18%
35 78%

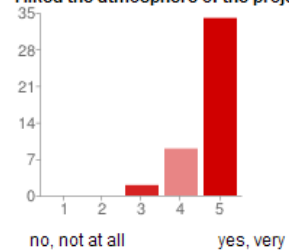
I was satisfied with the project



1 - no, not at all
2
3
4
5 - yes, very

0 0%
0 0%
0 0%
15 33%
30 67%

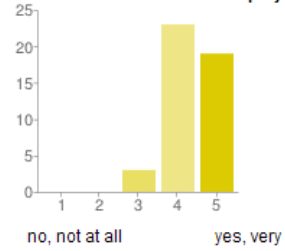
I liked the atmosphere of the project



1 - no, not at all
2
3
4
5 - yes, very

0 0%
0 0%
2 4%
9 20%
34 76%

I could contribute a lot to the project's success



1 - no, not at all
2
3
4
5 - yes, very

0 0%
0 0%
3 7%
23 51%
19 42%

I was satisfied with the efficiency of the Project



1 - no, not at all
2
3
4
5 - yes, very

0 0%
0 0%
5 11%
20 44%
20 44%

The project progress was always clear



1 - no, not at all
2
3
4
5 - yes, very

0 0%
0 0%
6 13%
17 38%
21 47%

The project symbolized the "European spirit"



1 - no, not at all
2
3
4
5 - yes, very

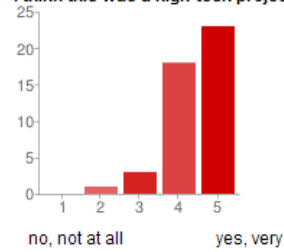
0 0%
0 0%
2 4%
10 22%
33 73%

I'm happy for participating this project



1 - no, not at all	0	0%
2	0	0%
3	1	2%
4	6	13%
5 - yes, very	38	84%

I think this was a high-tech project



1 - no, not at all	0	0%
2	1	2%
3	3	7%
4	18	40%
5 - yes, very	23	51%

The project structure was clearly defined



1 - no, not at all	0	0%
2	0	0%
3	3	7%
4	11	24%
5 - yes, very	31	69%

We all have done a good job within this project up to now



1 - no, not at all	0	0%
2	0	0%
3	2	4%
4	16	36%
5 - yes, very	27	60%

It was easy to communicate within this project



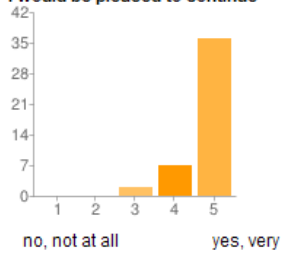
1 - no, not at all	0	0%
2	0	0%
3	8	18%
4	22	49%
5 - yes, very	15	33%

We have reached all the goals of the meeting



1 - no, not at all	0	0%
2	0	0%
3	4	9%
4	20	44%
5 - yes, very	21	47%

I would be pleased to continue



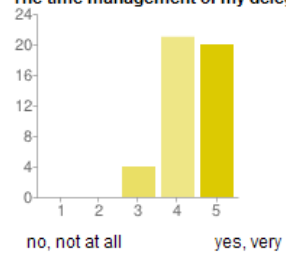
1 - no, not at all	0	0%
2	0	0%
3	2	4%
4	7	16%
5 - yes, very	36	80%

I have learned a lot about traditions of foreign countries



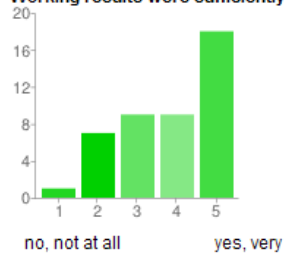
1 - no, not at all	0	0%
2	0	0%
3	4	9%
4	17	38%
5 - yes, very	22	49%

The time management of my delegation was perfect



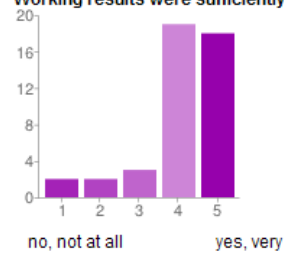
1 - no, not at all	0	0%
2	0	0%
3	4	9%
4	21	47%
5 - yes, very	20	44%

Working results were sufficiently honoured by headmaster



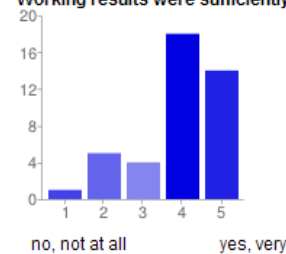
1 - no, not at all	1	2%
2	7	16%
3	9	20%
4	9	20%
5 - yes, very	18	40%

Working results were sufficiently honoured by students



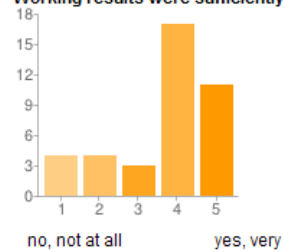
1 - no, not at all	2	4%
2	2	4%
3	3	7%
4	19	42%
5 - yes, very	18	40%

Working results were sufficiently honoured by teacher



1 - no, not at all	1	2%
2	5	11%
3	4	9%
4	18	40%
5 - yes, very	14	31%

Working results were sufficiently honoured by parents

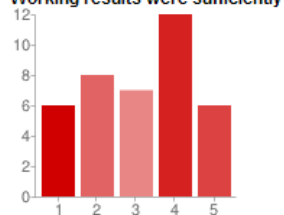


no, not at all yes, very

1 - no, not at all
2
3
4
5 - yes, very

4 9%
4 9%
3 7%
17 38%
11 24%

Working results were sufficiently honoured by local companies

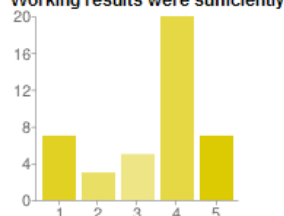


no, not at all yes, very

1 - no, not at all
2
3
4
5 - yes, very

6 13%
8 18%
7 16%
12 27%
6 13%

Working results were sufficiently honoured by local newspaper



no, not at all yes, very

1 - no, not at all
2
3
4
5 - yes, very

7 16%
3 7%
5 11%
20 44%
7 16%

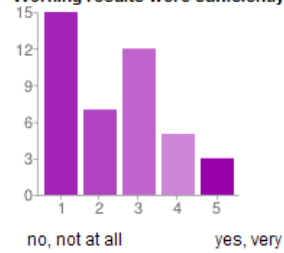
Working results were sufficiently honoured by local institutions / politicians



1 - no, not at all
2
3
4
5 - yes, very

11	24%
6	13%
11	24%
9	20%
4	9%

Working results were sufficiently honoured by European politicians



1 - no, not at all
2
3
4
5 - yes, very

15	33%
7	16%
12	27%
5	11%
3	7%

Communication

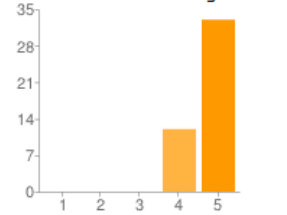
Communication is working fine with the coordinating school of the project



1 - no, not at all
2
3
4
5 - yes, very

0	0%
0	0%
0	0%
9	20%
36	80%

Communication is working fine with the coordinating school of the meeting

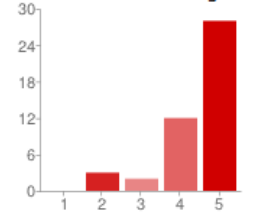


1 - no, not at all
2
3
4
5 - yes, very

0	0%
0	0%
0	0%
12	27%
33	73%

no, not at all yes, very

Communication is working fine among colleagues inside your own school

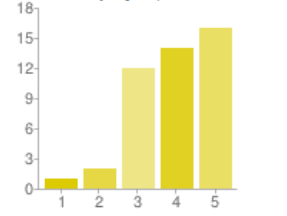


1 - no, not at all
2
3
4
5 - yes, very

0	0%
3	7%
2	4%
12	27%
28	62%

no, not at all yes, very

Within the project, I communicate a lot by e-mail

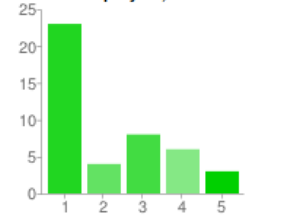


1 - not at all
2
3
4
5 - very often

1	2%
2	4%
12	27%
14	31%
16	36%

not at all very often

Within the project, I communicate a lot by facebook



1 - not at all
2
3
4
5 - very often

23	51%
4	9%
8	18%
6	13%
3	7%

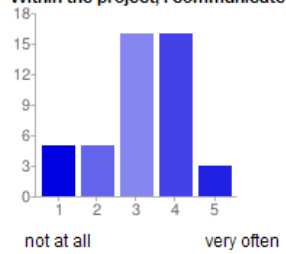
not at all very often

Within the project, I communicate a lot by skype



1 - not at all	21	47%
2	9	20%
3	13	29%
4	2	4%
5 - very often	0	0%

Within the project, I communicate a lot in the project forum



1 - not at all	5	11%
2	5	11%
3	16	36%
4	16	36%
5 - very often	3	7%

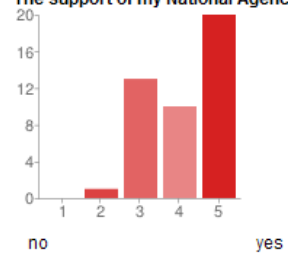
I visit the project website regularly



1 - no, not at all	0	0%
2	0	0%
3	14	31%
4	16	36%
5 - yes, very often	15	33%

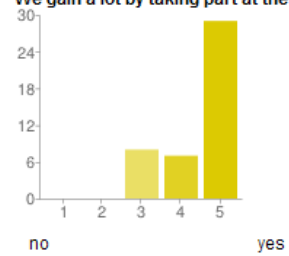
Impact of the project

The support of my National Agency was satisfactory



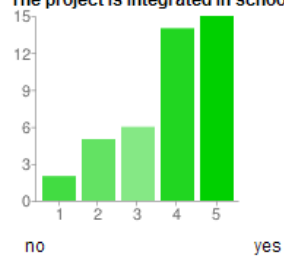
1 - no	0	0%
2	1	2%
3	13	29%
4	10	22%
5 - yes	20	44%

We gain a lot by taking part at the project



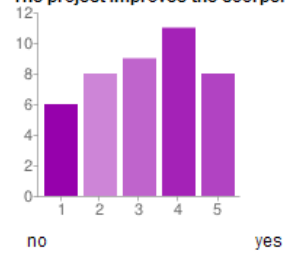
1 - no	0	0%
2	0	0%
3	8	18%
4	7	16%
5 - yes	29	64%

The project is integrated in school lessons



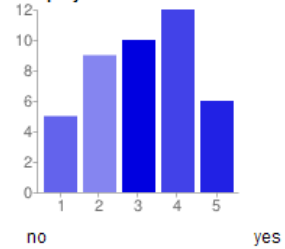
1 - no	2	4%
2	5	11%
3	6	13%
4	14	31%
5 - yes	15	33%

The project improves the cooperation with local companies



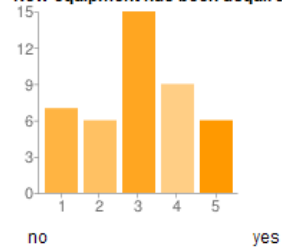
1 - no	6	13%
2	8	18%
3	9	20%
4	11	24%
5 - yes	8	18%

The project was the reason for some changes at school



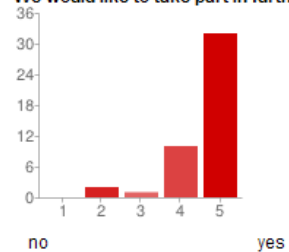
1 - no	5	11%
2	9	20%
3	10	22%
4	12	27%
5 - yes	6	13%

New equipment has been acquired as a result of this project



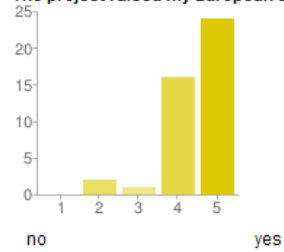
1 - no	7	16%
2	6	13%
3	15	33%
4	9	20%
5 - yes	6	13%

We would like to take part in further European projects



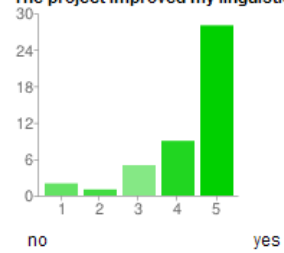
1 - no	0	0%
2	2	4%
3	1	2%
4	10	22%
5 - yes	32	71%

The project raised my European awareness among teachers



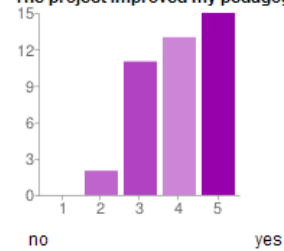
1 - no	0	0%
2	2	4%
3	1	2%
4	16	36%
5 - yes	24	53%

The project improved my linguistic skills (English)



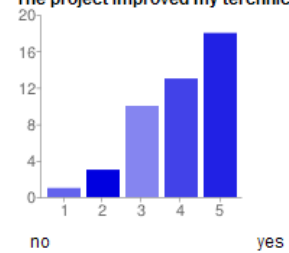
1 - no	2	4%
2	1	2%
3	5	11%
4	9	20%
5 - yes	28	62%

The project improved my pedagogical skills



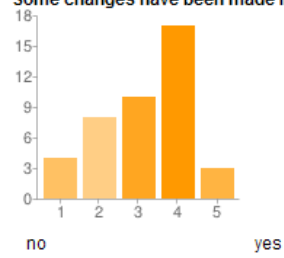
1 - no	0	0%
2	2	4%
3	11	24%
4	13	29%
5 - yes	15	33%

The project improved my technical skills



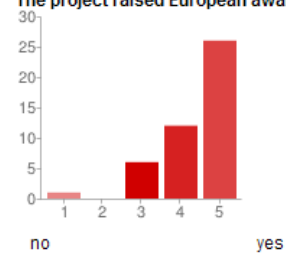
1 - no	1	2%
2	3	7%
3	10	22%
4	13	29%
5 - yes	18	40%

Some changes have been made in course curricula



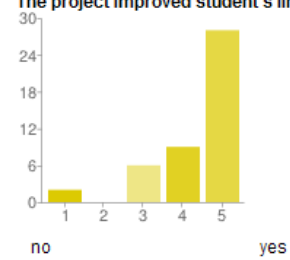
1 - no	4	9%
2	8	18%
3	10	22%
4	17	38%
5 - yes	3	7%

The project raised European awareness among students



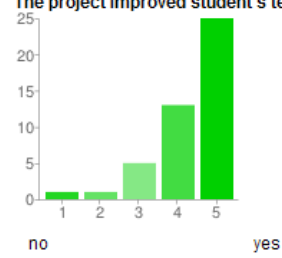
1 - no	1	2%
2	0	0%
3	6	13%
4	12	27%
5 - yes	26	58%

The project improved student's linguistic skills (English)



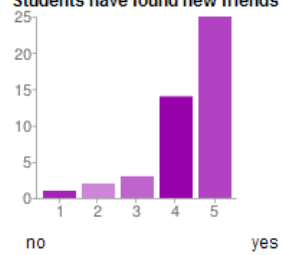
1 - no	2	4%
2	0	0%
3	6	13%
4	9	20%
5 - yes	28	62%

The project improved student's technical skills



1 - no	1	2%
2	1	2%
3	5	11%
4	13	29%
5 - yes	25	56%

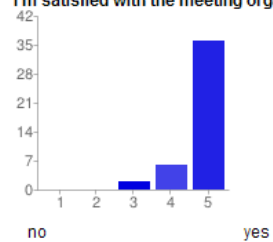
Students have found new friends within this project



1 - no	1	2%
2	2	4%
3	3	7%
4	14	31%
5 - yes	25	56%

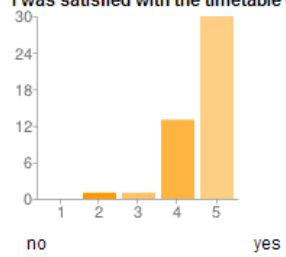
Meeting

I'm satisfied with the meeting organisation by coordination school (Martin and Heinz)



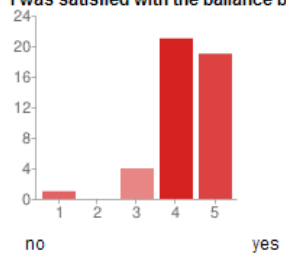
1 - no	0	0%
2	0	0%
3	2	4%
4	6	13%
5 - yes	36	80%

I was satisfied with the timetable of the projectmeeting



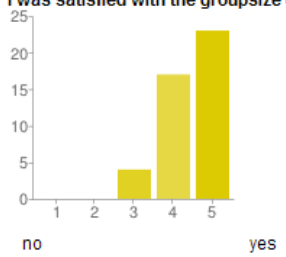
1 - no	0	0%
2	1	2%
3	1	2%
4	13	29%
5 - yes	30	67%

I was satisfied with the ballance between freetime and working of the project



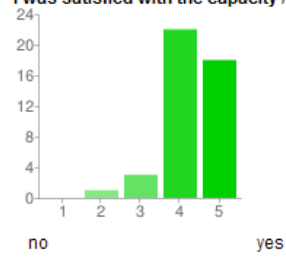
1 - no	1	2%
2	0	0%
3	4	9%
4	21	47%
5 - yes	19	42%

I was satisfied with the groupsize during the project



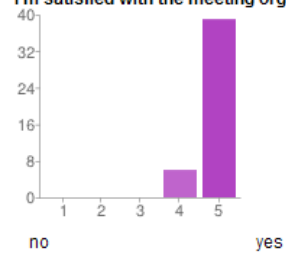
1 - no	0	0%
2	0	0%
3	4	9%
4	17	38%
5 - yes	23	51%

I was satisfied with the capacity / motivation to do a presentation



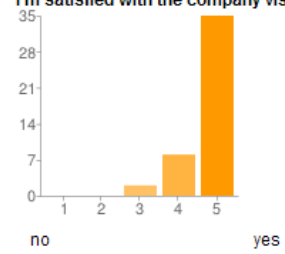
1 - no	0	0%
2	1	2%
3	3	7%
4	22	49%
5 - yes	18	40%

I'm satisfied with the meeting organisation by our host school in Celje



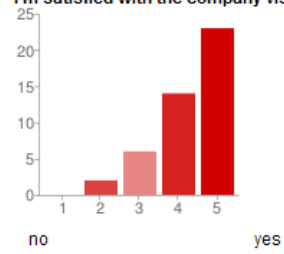
1 - no	0	0%
2	0	0%
3	0	0%
4	6	13%
5 - yes	39	87%

I'm satisfied with the company visit EMO -Orodjarna



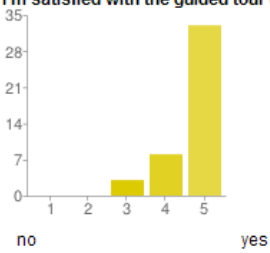
1 - no	0	0%
2	0	0%
3	2	4%
4	8	18%
5 - yes	35	78%

I'm satisfied with the company visit UNIOR ZERCE



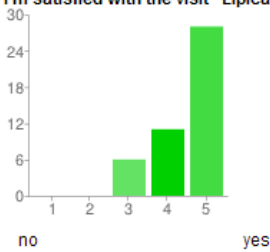
1 - no	0	0%
2	2	4%
3	6	13%
4	14	31%
5 - yes	23	51%

I'm satisfied with the guided tour explaining Cartusian Monastery



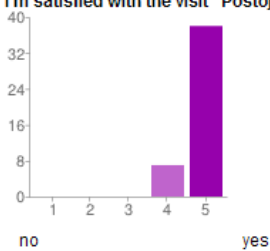
1 - no	0	0%
2	0	0%
3	3	7%
4	8	18%
5 - yes	33	73%

I'm satisfied with the visit "Lipica Lipizzaner stud farm"



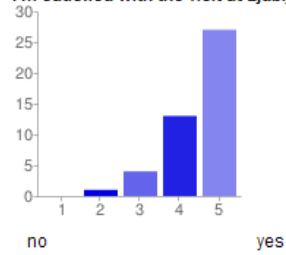
1 - no	0	0%
2	0	0%
3	6	13%
4	11	24%
5 - yes	28	62%

I'm satisfied with the visit "Postojna Cave"



1 - no	0	0%
2	0	0%
3	0	0%
4	7	16%
5 - yes	38	84%

I'm satisfied with the visit at Ljubljana



1 - no	0	0%
2	1	2%
3	4	9%
4	13	29%
5 - yes	27	60%

The work progress at workline A Locomotive is ..



1 - very bad	0	0%
2	0	0%
3	3	7%
4	21	47%
5 - very good	19	42%

The work progress at workline B Wagon Components ...



1 - very bad	0	0%
2	0	0%
3	1	2%
4	20	44%
5 - very good	23	51%

The work progress at workline C European Electronic Map ...



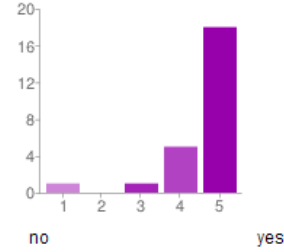
1 - very bad	0	0%
2	2	4%
3	7	16%
4	22	49%
5 - very good	12	27%

The work progress at workline D Supporting Tasks ...



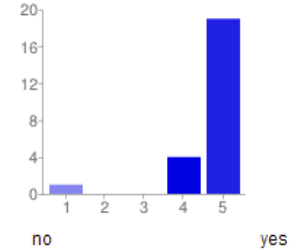
1 - very bad	0	0%
2	0	0%
3	5	11%
4	19	42%
5 - very good	20	44%

I'm satisfied with the accomodation at the Hotel Evropa



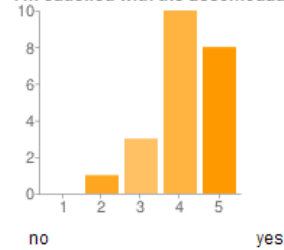
1 - no	1	2%
2	0	0%
3	1	2%
4	5	11%
5 - yes	18	40%

I'm satisfied with the breakfast at the Hotel Evropa



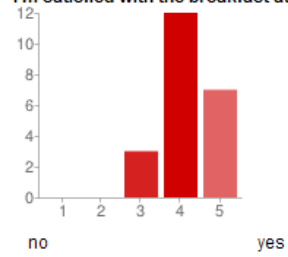
1 - no	1	2%
2	0	0%
3	0	0%
4	4	9%
5 - yes	19	42%

I'm satisfied with the accomodation at the Hotel Storman



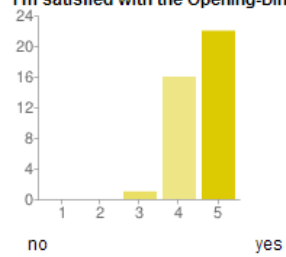
1 - no	0	0%
2	1	2%
3	3	7%
4	10	22%
5 - yes	8	18%

I'm satisfied with the breakfast at the Hotel Storman



1 - no	0	0%
2	0	0%
3	3	7%
4	12	27%
5 - yes	7	16%

I'm satisfied with the Opening-Dinner



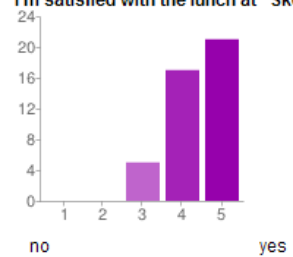
1 - no	0	0%
2	0	0%
3	1	2%
4	16	36%
5 - yes	22	49%

I'm satisfied with the Farewell-Dinner



1 - no	0	0%
2	0	0%
3	0	0%
4	11	24%
5 - yes	31	69%

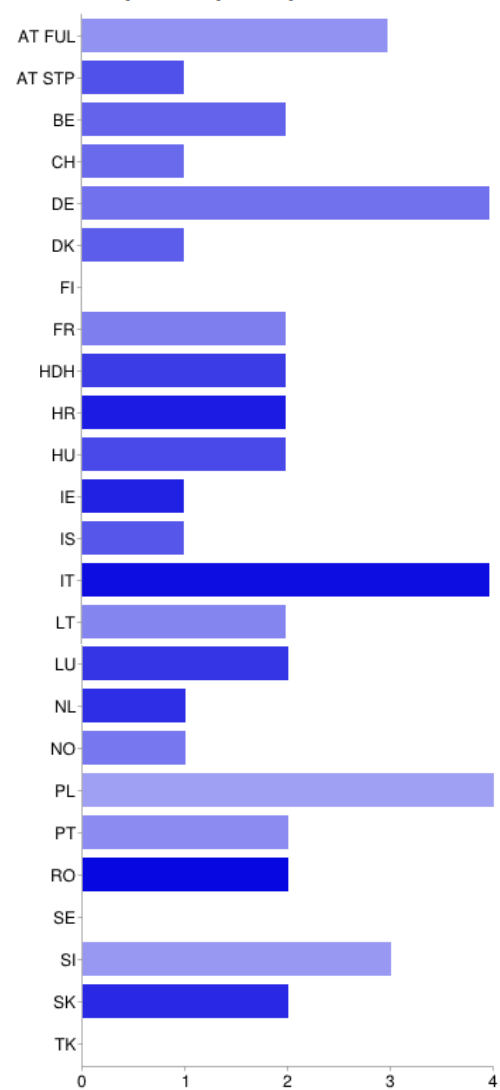
I'm satisfied with the lunch at "Skolsky Center Celje"



1 - no	0	0%
2	0	0%
3	5	11%
4	17	38%
5 - yes	21	47%

Additional informations

Please chose your country / countrycode



AT FUL	3	7%
AT STP	1	2%
BE	2	4%
CH	1	2%
DE	4	9%
DK	1	2%
FI	0	0%
FR	2	4%
HDH	2	4%
HR	2	4%
HU	2	4%
IE	1	2%
IS	1	2%
IT	4	9%
LT	2	4%
LU	2	4%
NL	1	2%
NO	1	2%
PL	4	9%
PT	2	4%
RO	2	4%
SE	0	0%
SI	3	7%
SK	2	4%
TK	0	0%

Anzahl der täglichen Antworten

