

Auswertung Evaluation Celje „Students“

64 Antworten

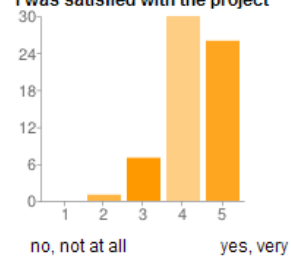
General view of the project

The topic of the project was interesting for me



| | | |
|--------------------|----|-----|
| 1 - no, not at all | 0 | 0% |
| 2 | 1 | 2% |
| 3 | 9 | 14% |
| 4 | 25 | 39% |
| 5 - yes, very | 29 | 45% |

I was satisfied with the project



| | | |
|--------------------|----|-----|
| 1 - no, not at all | 0 | 0% |
| 2 | 1 | 2% |
| 3 | 7 | 11% |
| 4 | 30 | 47% |
| 5 - yes, very | 26 | 41% |

I liked the atmosphere of the project



| | | |
|--------------------|----|-----|
| 1 - no, not at all | 0 | 0% |
| 2 | 2 | 3% |
| 3 | 4 | 6% |
| 4 | 26 | 41% |
| 5 - yes, very | 32 | 50% |

I could contribute a lot to the project's success



| | | |
|--------------------|-----------|-----|
| 1 - no, not at all | 1 | 2% |
| 2 | 5 | 8% |
| 3 | 17 | 27% |
| 4 | 29 | 45% |
| 5 - yes, very | 12 | 19% |

I was satisfied with the efficiency of the Project



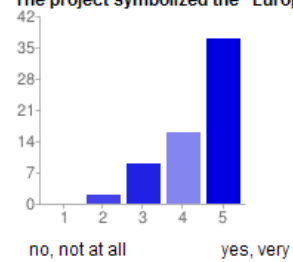
| | | |
|--------------------|-----------|-----|
| 1 - no, not at all | 0 | 0% |
| 2 | 2 | 3% |
| 3 | 15 | 23% |
| 4 | 26 | 41% |
| 5 - yes, very | 19 | 30% |

The project progress was always clear



| | | |
|--------------------|-----------|-----|
| 1 - no, not at all | 1 | 2% |
| 2 | 4 | 6% |
| 3 | 17 | 27% |
| 4 | 27 | 42% |
| 5 - yes, very | 15 | 23% |

The project symbolized the "European spirit"



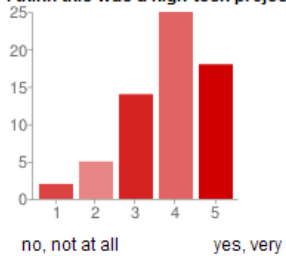
| | | |
|--------------------|-----------|-----|
| 1 - no, not at all | 0 | 0% |
| 2 | 2 | 3% |
| 3 | 9 | 14% |
| 4 | 16 | 25% |
| 5 - yes, very | 37 | 58% |

I'm happy for participating this project



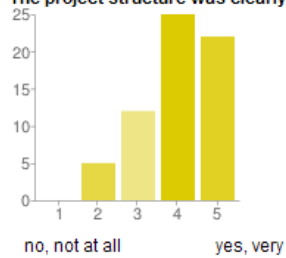
| | | |
|--------------------|----|-----|
| 1 - no, not at all | 0 | 0% |
| 2 | 1 | 2% |
| 3 | 4 | 6% |
| 4 | 23 | 36% |
| 5 - yes, very | 35 | 55% |

I think this was a high-tech project



| | | |
|--------------------|----|-----|
| 1 - no, not at all | 2 | 3% |
| 2 | 5 | 8% |
| 3 | 14 | 22% |
| 4 | 25 | 39% |
| 5 - yes, very | 18 | 28% |

The project structure was clearly defined



| | | |
|--------------------|----|-----|
| 1 - no, not at all | 0 | 0% |
| 2 | 5 | 8% |
| 3 | 12 | 19% |
| 4 | 25 | 39% |
| 5 - yes, very | 22 | 34% |

We all have done a good job within this project up to now



| | | |
|--------------------|----|-----|
| 1 - no, not at all | 1 | 2% |
| 2 | 1 | 2% |
| 3 | 12 | 19% |
| 4 | 27 | 42% |
| 5 - yes, very | 23 | 36% |

It was easy to communicate within this project



| | | |
|--------------------|-----------|-----|
| 1 - no, not at all | 1 | 2% |
| 2 | 5 | 8% |
| 3 | 14 | 22% |
| 4 | 26 | 41% |
| 5 - yes, very | 16 | 25% |

We have reached all the goals of the meeting



| | | |
|--------------------|-----------|-----|
| 1 - no, not at all | 0 | 0% |
| 2 | 1 | 2% |
| 3 | 17 | 27% |
| 4 | 28 | 44% |
| 5 - yes, very | 18 | 28% |

I would be pleased to continue



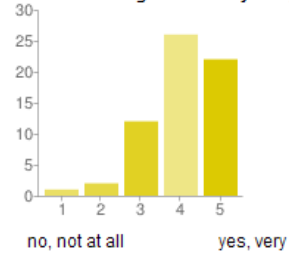
| | | |
|--------------------|-----------|-----|
| 1 - no, not at all | 0 | 0% |
| 2 | 2 | 3% |
| 3 | 3 | 5% |
| 4 | 19 | 30% |
| 5 - yes, very | 40 | 63% |

I have learned a lot about traditions of foreign countries



| | | |
|--------------------|-----------|-----|
| 1 - no, not at all | 1 | 2% |
| 2 | 7 | 11% |
| 3 | 17 | 27% |
| 4 | 15 | 23% |
| 5 - yes, very | 22 | 34% |

The time management of my delegation was perfect



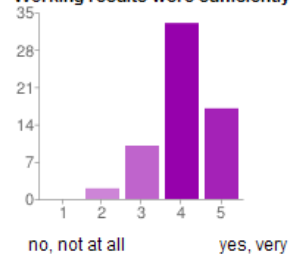
| | | |
|--------------------|-----------|-----|
| 1 - no, not at all | 1 | 2% |
| 2 | 2 | 3% |
| 3 | 12 | 19% |
| 4 | 26 | 41% |
| 5 - yes, very | 22 | 34% |

Working results were sufficiently honoured by headmaster



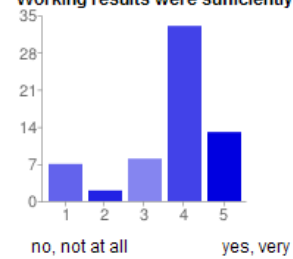
| | | |
|--------------------|-----------|-----|
| 1 - no, not at all | 0 | 0% |
| 2 | 2 | 3% |
| 3 | 11 | 17% |
| 4 | 34 | 53% |
| 5 - yes, very | 17 | 27% |

Working results were sufficiently honoured by students



| | | |
|--------------------|-----------|-----|
| 1 - no, not at all | 0 | 0% |
| 2 | 2 | 3% |
| 3 | 10 | 16% |
| 4 | 33 | 52% |
| 5 - yes, very | 17 | 27% |

Working results were sufficiently honoured by parents



| | | |
|--------------------|-----------|-----|
| 1 - no, not at all | 7 | 11% |
| 2 | 2 | 3% |
| 3 | 8 | 13% |
| 4 | 33 | 52% |
| 5 - yes, very | 13 | 20% |

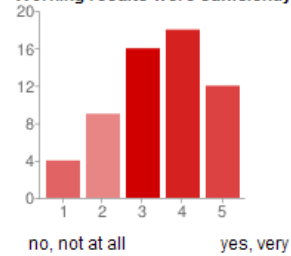
Working results were sufficiently honoured by local companies



1 - no, not at all
2
3
4
5 - yes, very

7 11%
7 11%
18 28%
18 28%
12 19%

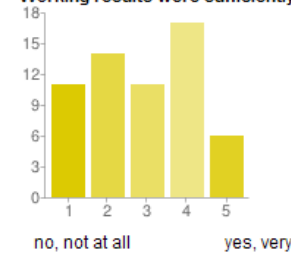
Working results were sufficiently honoured by local newspaper



1 - no, not at all
2
3
4
5 - yes, very

4 6%
9 14%
16 25%
18 28%
12 19%

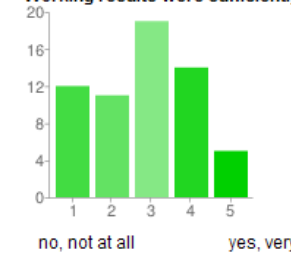
Working results were sufficiently honoured by local institutions / politicians



1 - no, not at all
2
3
4
5 - yes, very

11 17%
14 22%
11 17%
17 27%
6 9%

Working results were sufficiently honoured by European politicians

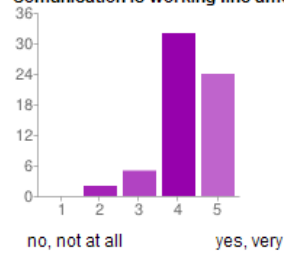


1 - no, not at all
2
3
4
5 - yes, very

12 19%
11 17%
19 30%
14 22%
5 8%

Communication

Communication is working fine among colleagues inside your own school



| | | |
|--------------------|----|-----|
| 1 - no, not at all | 0 | 0% |
| 2 | 2 | 3% |
| 3 | 5 | 8% |
| 4 | 32 | 50% |
| 5 - yes, very | 24 | 38% |

Within the project, I communicate a lot by e-mail



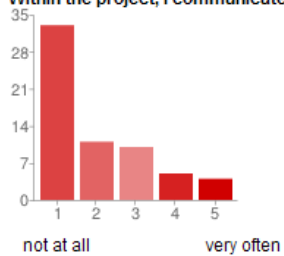
| | | |
|----------------|----|-----|
| 1 - not at all | 19 | 30% |
| 2 | 8 | 13% |
| 3 | 20 | 31% |
| 4 | 9 | 14% |
| 5 - very often | 8 | 13% |

Within the project, I communicate a lot by facebook



| | | |
|----------------|----|-----|
| 1 - not at all | 19 | 30% |
| 2 | 8 | 13% |
| 3 | 12 | 19% |
| 4 | 18 | 28% |
| 5 - very often | 7 | 11% |

Within the project, I communicate a lot by skype



| | | |
|----------------|----|-----|
| 1 - not at all | 33 | 52% |
| 2 | 11 | 17% |
| 3 | 10 | 16% |
| 4 | 5 | 8% |
| 5 - very often | 4 | 6% |

Within the project, I communicate a lot in the project forum



| | | |
|----------------|-----------|-----|
| 1 - not at all | 16 | 25% |
| 2 | 15 | 23% |
| 3 | 17 | 27% |
| 4 | 12 | 19% |
| 5 - very often | 4 | 6% |

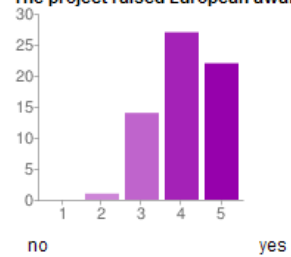
I visit the project website regularly



| | | |
|---------------------|-----------|-----|
| 1 - no, not at all | 6 | 9% |
| 2 | 11 | 17% |
| 3 | 19 | 30% |
| 4 | 18 | 28% |
| 5 - yes, very often | 10 | 16% |

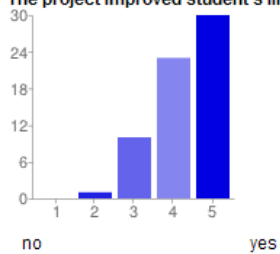
Impact of the Project

The project raised European awareness among students



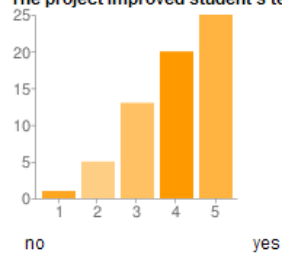
| | | |
|---------|-----------|-----|
| 1 - no | 0 | 0% |
| 2 | 1 | 2% |
| 3 | 14 | 22% |
| 4 | 27 | 42% |
| 5 - yes | 22 | 34% |

The project improved student's linguistic skills (English)



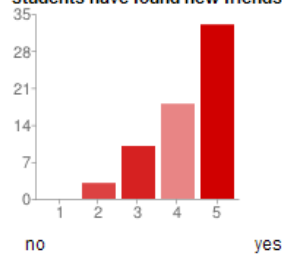
| | | |
|---------|-----------|-----|
| 1 - no | 0 | 0% |
| 2 | 1 | 2% |
| 3 | 10 | 16% |
| 4 | 23 | 36% |
| 5 - yes | 30 | 47% |

The project improved student's technical skills



| | | |
|---------|----|-----|
| 1 - no | 1 | 2% |
| 2 | 5 | 8% |
| 3 | 13 | 20% |
| 4 | 20 | 31% |
| 5 - yes | 25 | 39% |

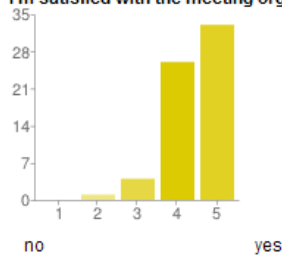
Students have found new friends within this project



| | | |
|---------|----|-----|
| 1 - no | 0 | 0% |
| 2 | 3 | 5% |
| 3 | 10 | 16% |
| 4 | 18 | 28% |
| 5 - yes | 33 | 52% |

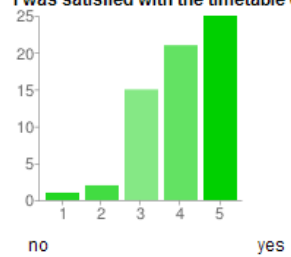
Meeting

I'm satisfied with the meeting organisation by coordination school (Martin and Heinz)



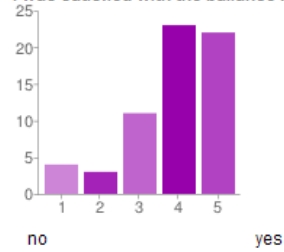
| | | |
|---------|----|-----|
| 1 - no | 0 | 0% |
| 2 | 1 | 2% |
| 3 | 4 | 6% |
| 4 | 26 | 41% |
| 5 - yes | 33 | 52% |

I was satisfied with the timetable of the projectmeeting



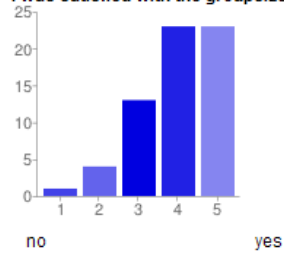
| | | |
|---------|----|-----|
| 1 - no | 1 | 2% |
| 2 | 2 | 3% |
| 3 | 15 | 23% |
| 4 | 21 | 33% |
| 5 - yes | 25 | 39% |

I was satisfied with the ballance between freetime and working of the project



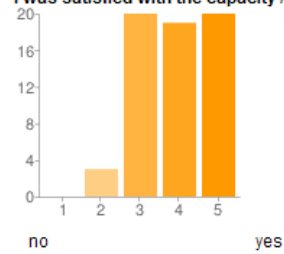
| | | |
|---------|----|-----|
| 1 - no | 4 | 6% |
| 2 | 3 | 5% |
| 3 | 11 | 17% |
| 4 | 23 | 36% |
| 5 - yes | 22 | 34% |

I was satisfied with the groupsize during the project



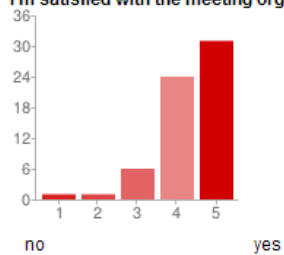
| | | |
|---------|----|-----|
| 1 - no | 1 | 2% |
| 2 | 4 | 6% |
| 3 | 13 | 20% |
| 4 | 23 | 36% |
| 5 - yes | 23 | 36% |

I was satisfied with the capacity / motivation to do a presentation



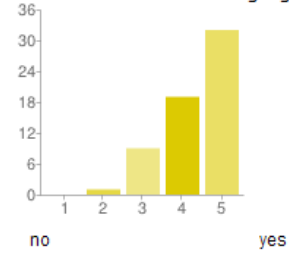
| | | |
|---------|----|-----|
| 1 - no | 0 | 0% |
| 2 | 3 | 5% |
| 3 | 20 | 31% |
| 4 | 19 | 30% |
| 5 - yes | 20 | 31% |

I'm satisfied with the meeting organisation by our host school in Celje



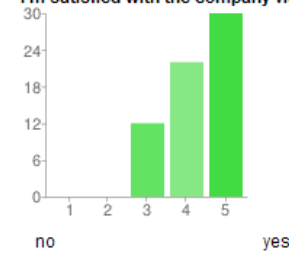
| | | |
|---------|----|-----|
| 1 - no | 1 | 2% |
| 2 | 1 | 2% |
| 3 | 6 | 9% |
| 4 | 24 | 38% |
| 5 - yes | 31 | 48% |

I'm satisfied with the meeting organisation by our host school in Celje



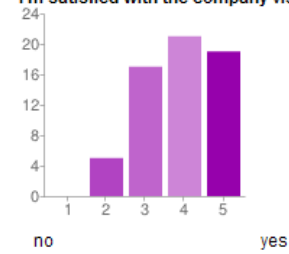
| | | |
|---------|----|-----|
| 1 - no | 0 | 0% |
| 2 | 1 | 2% |
| 3 | 9 | 14% |
| 4 | 19 | 30% |
| 5 - yes | 32 | 50% |

I'm satisfied with the company visit EMO -Orodjarna



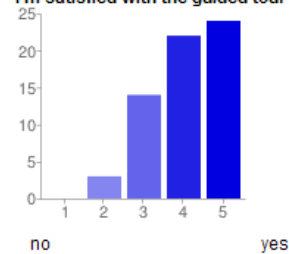
| | | |
|---------|----|-----|
| 1 - no | 0 | 0% |
| 2 | 0 | 0% |
| 3 | 12 | 19% |
| 4 | 22 | 34% |
| 5 - yes | 30 | 47% |

I'm satisfied with the company visit UNIOR ZERCE



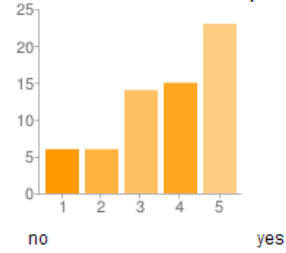
| | | |
|---------|----|-----|
| 1 - no | 0 | 0% |
| 2 | 5 | 8% |
| 3 | 17 | 27% |
| 4 | 21 | 33% |
| 5 - yes | 19 | 30% |

I'm satisfied with the guided tour explaining Cartusian Monastery



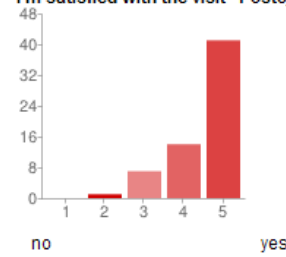
| | | |
|---------|----|-----|
| 1 - no | 0 | 0% |
| 2 | 3 | 5% |
| 3 | 14 | 22% |
| 4 | 22 | 34% |
| 5 - yes | 24 | 38% |

I'm satisfied with the visit "Lipica Lipizzaner stud farm"



| | | |
|---------|----|-----|
| 1 - no | 6 | 9% |
| 2 | 6 | 9% |
| 3 | 14 | 22% |
| 4 | 15 | 23% |
| 5 - yes | 23 | 36% |

I'm satisfied with the visit "Postojna Cave"



| | | |
|---------|----|-----|
| 1 - no | 0 | 0% |
| 2 | 1 | 2% |
| 3 | 7 | 11% |
| 4 | 14 | 22% |
| 5 - yes | 41 | 64% |

I'm satisfied with the visit at Ljubljana



| | | |
|---------|----|-----|
| 1 - no | 4 | 6% |
| 2 | 2 | 3% |
| 3 | 11 | 17% |
| 4 | 19 | 30% |
| 5 - yes | 27 | 42% |

The work progress at workline A Locomotive is ..



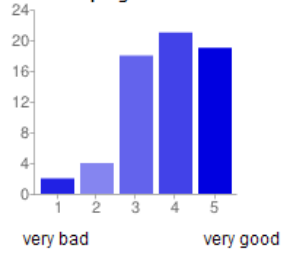
| | | |
|---------------|----|-----|
| 1 - very bad | 0 | 0% |
| 2 | 1 | 2% |
| 3 | 12 | 19% |
| 4 | 30 | 47% |
| 5 - very good | 19 | 30% |

The work progress at workline B Wagon Components ...



| | | |
|---------------|----|-----|
| 1 - very bad | 0 | 0% |
| 2 | 0 | 0% |
| 3 | 6 | 9% |
| 4 | 32 | 50% |
| 5 - very good | 26 | 41% |

The work progress at workline C European Electronic Map ...



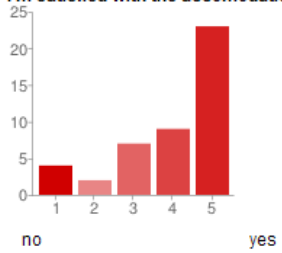
| | | |
|---------------|----|-----|
| 1 - very bad | 2 | 3% |
| 2 | 4 | 6% |
| 3 | 18 | 28% |
| 4 | 21 | 33% |
| 5 - very good | 19 | 30% |

The work progress at workline D Supporting Tasks ...



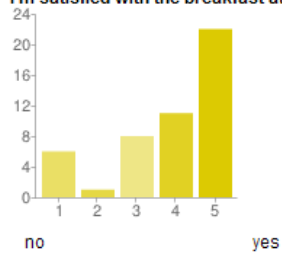
| | | |
|---------------|----|-----|
| 1 - very bad | 0 | 0% |
| 2 | 3 | 5% |
| 3 | 11 | 17% |
| 4 | 31 | 48% |
| 5 - very good | 19 | 30% |

I'm satisfied with the accomodation at the Hotel Evropa



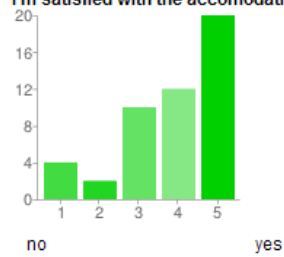
| | | |
|---------|----|-----|
| 1 - no | 4 | 6% |
| 2 | 2 | 3% |
| 3 | 7 | 11% |
| 4 | 9 | 14% |
| 5 - yes | 23 | 36% |

I'm satisfied with the breakfast at the Hotel Evropa



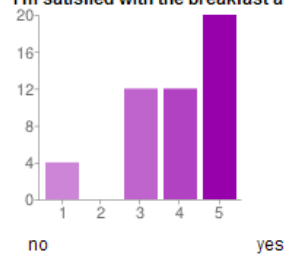
| | | |
|---------|----|-----|
| 1 - no | 6 | 9% |
| 2 | 1 | 2% |
| 3 | 8 | 13% |
| 4 | 11 | 17% |
| 5 - yes | 22 | 34% |

I'm satisfied with the accomodation at the Hotel Storman



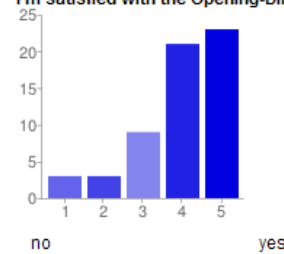
| | | |
|---------|----|-----|
| 1 - no | 4 | 6% |
| 2 | 2 | 3% |
| 3 | 10 | 16% |
| 4 | 12 | 19% |
| 5 - yes | 20 | 31% |

I'm satisfied with the breakfast at the Hotel Storman



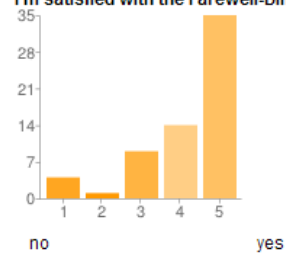
| | | |
|---------|----|-----|
| 1 - no | 4 | 6% |
| 2 | 0 | 0% |
| 3 | 12 | 19% |
| 4 | 12 | 19% |
| 5 - yes | 20 | 31% |

I'm satisfied with the Opening-Dinner



| | | |
|---------|----|-----|
| 1 - no | 3 | 5% |
| 2 | 3 | 5% |
| 3 | 9 | 14% |
| 4 | 21 | 33% |
| 5 - yes | 23 | 36% |

I'm satisfied with the Farewell-Dinner



| | | |
|---------|----|-----|
| 1 - no | 4 | 6% |
| 2 | 1 | 2% |
| 3 | 9 | 14% |
| 4 | 14 | 22% |
| 5 - yes | 35 | 55% |

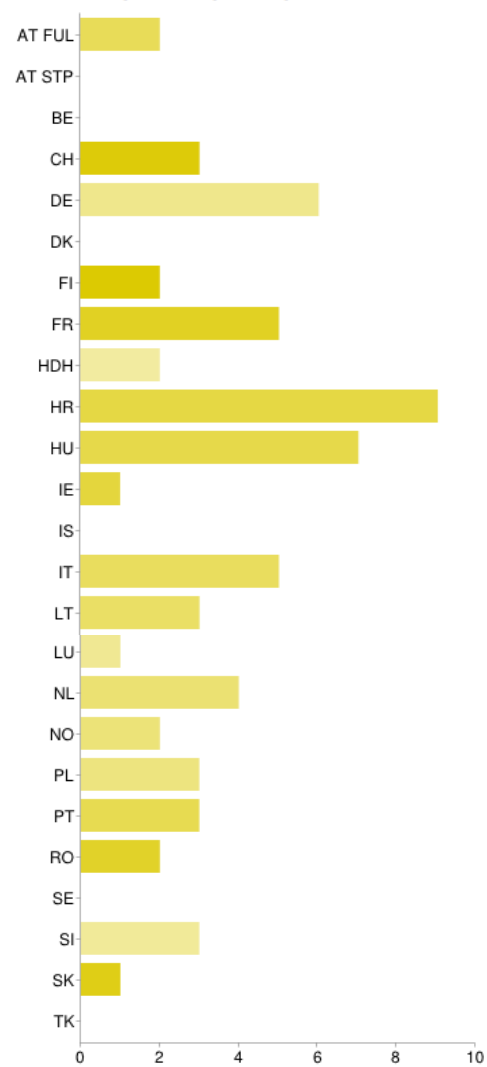
I'm satisfied with the lunch at "Skolsky Center Celje"



| | | |
|---------|----|-----|
| 1 - no | 4 | 6% |
| 2 | 1 | 2% |
| 3 | 12 | 19% |
| 4 | 19 | 30% |
| 5 - yes | 23 | 36% |

Additional informations

Please chose your country / countrycode



| | | |
|--------|---|-----|
| AT FUL | 2 | 3% |
| AT STP | 0 | 0% |
| BE | 0 | 0% |
| CH | 3 | 5% |
| DE | 6 | 9% |
| DK | 0 | 0% |
| FI | 2 | 3% |
| FR | 5 | 8% |
| HDH | 2 | 3% |
| HR | 9 | 14% |
| HU | 7 | 11% |
| IE | 1 | 2% |
| IS | 0 | 0% |
| IT | 5 | 8% |
| LT | 3 | 5% |
| LU | 1 | 2% |
| NL | 4 | 6% |
| NO | 2 | 3% |
| PL | 3 | 5% |
| PT | 3 | 5% |
| RO | 2 | 3% |
| SE | 0 | 0% |
| SI | 3 | 5% |
| SK | 1 | 2% |
| TK | 0 | 0% |

Anzahl der täglichen Antworten

