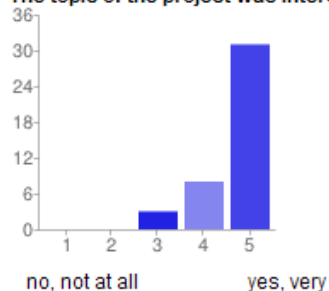


# Online-Evaluation Finland Teachers

42 Teilnehmer

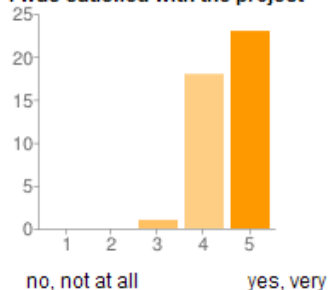
## General view of the project

The topic of the project was interesting for me



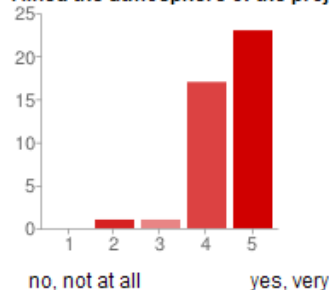
Rating	Count	Percentage
1 - no, not at all	0	0%
2	0	0%
3	3	7%
4	8	19%
5 - yes, very	31	74%

I was satisfied with the project



Rating	Count	Percentage
1 - no, not at all	0	0%
2	0	0%
3	1	2%
4	18	43%
5 - yes, very	23	55%

I liked the atmosphere of the project



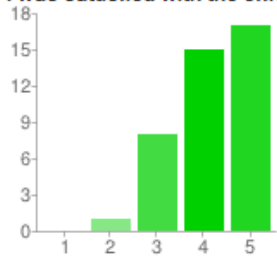
Rating	Count	Percentage
1 - no, not at all	0	0%
2	1	2%
3	1	2%
4	17	40%
5 - yes, very	23	55%

I could contribute a lot to the project's success



Rating	Count	Percentage
1 - no, not at all	0	0%
2	0	0%
3	5	12%
4	17	40%
5 - yes, very	20	48%

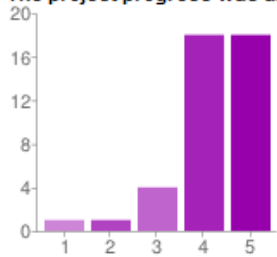
**I was satisfied with the efficiency of the Project**



no, not at all                      yes, very

1 - no, not at all	<b>0</b>	0%
2	<b>1</b>	2%
3	<b>8</b>	19%
4	<b>15</b>	36%
5 - yes, very	<b>17</b>	40%

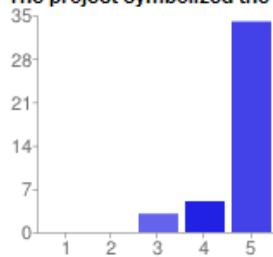
**The project progress was always clear**



no, not at all                      yes, very

1 - no, not at all	<b>1</b>	2%
2	<b>1</b>	2%
3	<b>4</b>	10%
4	<b>18</b>	43%
5 - yes, very	<b>18</b>	43%

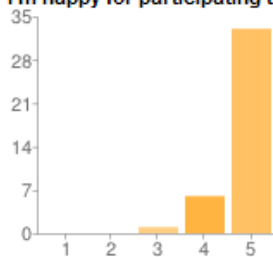
**The project symbolized the "European spirit"**



no, not at all                      yes, very

1 - no, not at all	<b>0</b>	0%
2	<b>0</b>	0%
3	<b>3</b>	7%
4	<b>5</b>	12%
5 - yes, very	<b>34</b>	81%

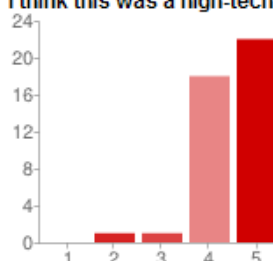
**I'm happy for participating this project**



no, not at all                      yes, very

1 - no, not at all	<b>0</b>	0%
2	<b>0</b>	0%
3	<b>1</b>	2%
4	<b>6</b>	14%
5 - yes, very	<b>33</b>	79%

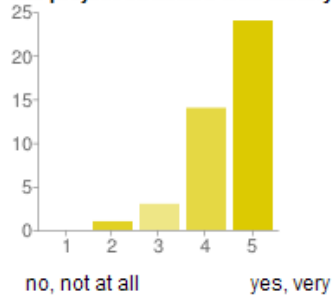
**I think this was a high-tech project**



no, not at all                      yes, very

1 - no, not at all	<b>0</b>	0%
2	<b>1</b>	2%
3	<b>1</b>	2%
4	<b>18</b>	43%
5 - yes, very	<b>22</b>	52%

**The project structure was clearly defined**



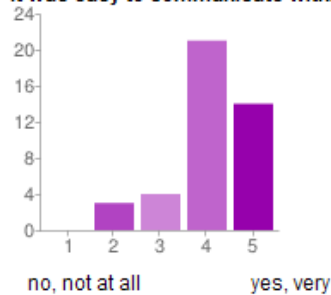
1 - no, not at all	<b>0</b>	0%
2	<b>1</b>	2%
3	<b>3</b>	7%
4	<b>14</b>	33%
5 - yes, very	<b>24</b>	57%

**We all have done a good job within this project up to now**



1 - no, not at all	<b>0</b>	0%
2	<b>1</b>	2%
3	<b>5</b>	12%
4	<b>18</b>	43%
5 - yes, very	<b>18</b>	43%

**It was easy to communicate within this project**



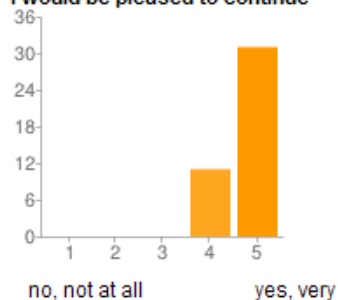
1 - no, not at all	<b>0</b>	0%
2	<b>3</b>	7%
3	<b>4</b>	10%
4	<b>21</b>	50%
5 - yes, very	<b>14</b>	33%

**We have reached all the goals of the meeting**



1 - no, not at all	<b>0</b>	0%
2	<b>2</b>	5%
3	<b>4</b>	10%
4	<b>24</b>	57%
5 - yes, very	<b>12</b>	29%

**I would be pleased to continue**



1 - no, not at all	<b>0</b>	0%
2	<b>0</b>	0%
3	<b>0</b>	0%
4	<b>11</b>	26%
5 - yes, very	<b>31</b>	74%

**I have learned a lot about traditions of foreign countries**



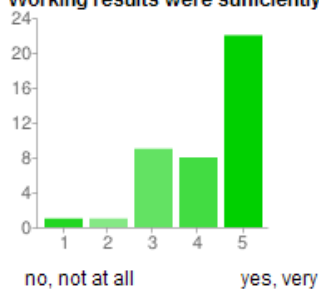
1 - no, not at all	<b>1</b>	2%
2	<b>1</b>	2%
3	<b>4</b>	10%
4	<b>12</b>	29%
5 - yes, very	<b>23</b>	55%

**The time management of my delegation was perfect**



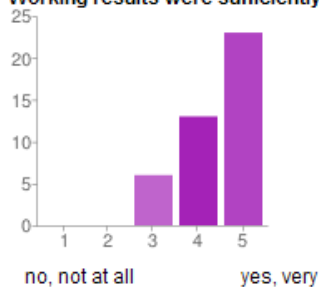
1 - no, not at all	<b>0</b>	0%
2	<b>1</b>	2%
3	<b>2</b>	5%
4	<b>12</b>	29%
5 - yes, very	<b>27</b>	64%

**Working results were sufficiently honoured by headmaster**



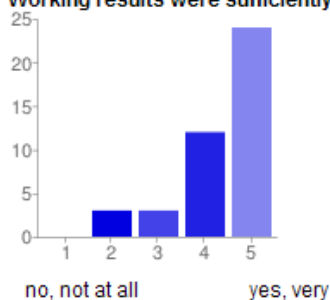
1 - no, not at all	<b>1</b>	2%
2	<b>1</b>	2%
3	<b>9</b>	21%
4	<b>8</b>	19%
5 - yes, very	<b>22</b>	52%

**Working results were sufficiently honoured by students**



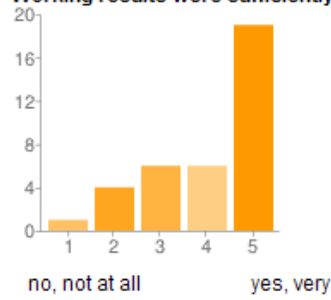
1 - no, not at all	<b>0</b>	0%
2	<b>0</b>	0%
3	<b>6</b>	14%
4	<b>13</b>	31%
5 - yes, very	<b>23</b>	55%

**Working results were sufficiently honoured by teacher**



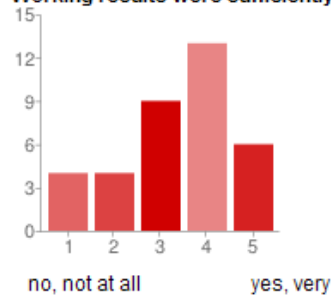
1 - no, not at all	<b>0</b>	0%
2	<b>3</b>	7%
3	<b>3</b>	7%
4	<b>12</b>	29%
5 - yes, very	<b>24</b>	57%

**Working results were sufficiently honoured by parents**



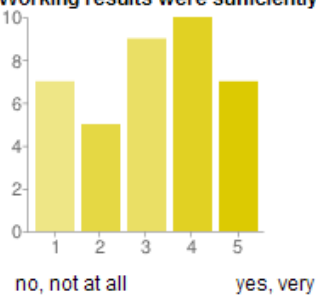
1 - no, not at all	<b>1</b>	2%
2	<b>4</b>	10%
3	<b>6</b>	14%
4	<b>6</b>	14%
5 - yes, very	<b>19</b>	45%

**Working results were sufficiently honoured by local companies**



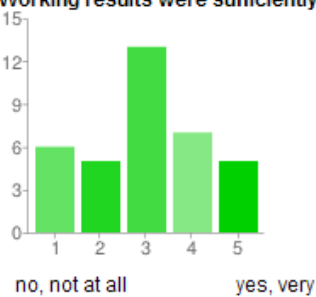
1 - no, not at all	<b>4</b>	10%
2	<b>4</b>	10%
3	<b>9</b>	21%
4	<b>13</b>	31%
5 - yes, very	<b>6</b>	14%

**Working results were sufficiently honoured by local newspaper**



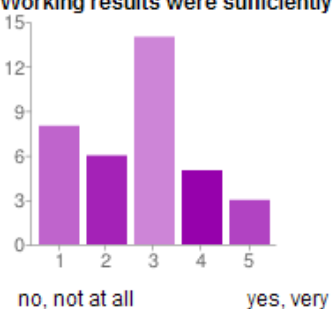
1 - no, not at all	<b>7</b>	17%
2	<b>5</b>	12%
3	<b>9</b>	21%
4	<b>10</b>	24%
5 - yes, very	<b>7</b>	17%

**Working results were sufficiently honoured by local institutions / politicians**



1 - no, not at all	<b>6</b>	14%
2	<b>5</b>	12%
3	<b>13</b>	31%
4	<b>7</b>	17%
5 - yes, very	<b>5</b>	12%

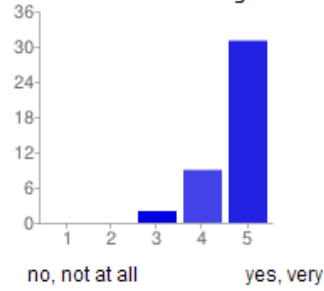
**Working results were sufficiently honoured by European politicians**



1 - no, not at all	<b>8</b>	19%
2	<b>6</b>	14%
3	<b>14</b>	33%
4	<b>5</b>	12%
5 - yes, very	<b>3</b>	7%

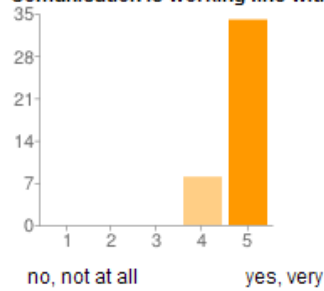
## Communication

Communication is working fine with the coordinating school of the project



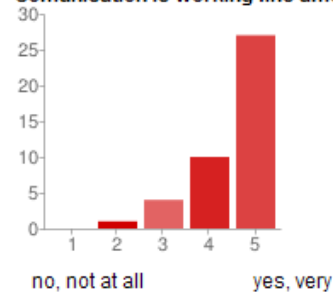
1 - no, not at all	0	0%
2	0	0%
3	2	5%
4	9	21%
5 - yes, very	31	74%

Communication is working fine with the coordinating school of the meeting



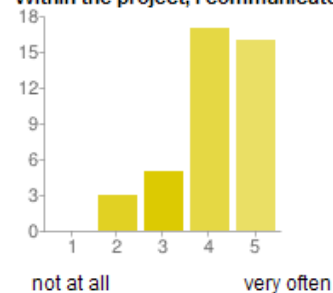
1 - no, not at all	0	0%
2	0	0%
3	0	0%
4	8	19%
5 - yes, very	34	81%

Communication is working fine among colleagues inside your own school



1 - no, not at all	0	0%
2	1	2%
3	4	10%
4	10	24%
5 - yes, very	27	64%

Within the project, I communicate a lot by e-mail



1 - not at all	0	0%
2	3	7%
3	5	12%
4	17	40%
5 - very often	16	38%

Within the project, I communicate a lot by facebook



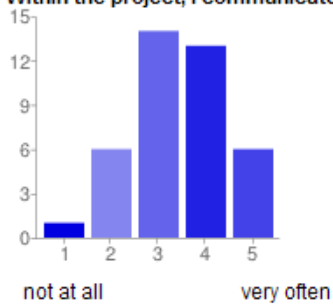
1 - not at all	24	57%
2	1	2%
3	5	12%
4	6	14%
5 - very often	6	14%

**Within the project, I communicate a lot by skype**



1 - not at all	24	57%
2	12	29%
3	5	12%
4	1	2%
5 - very often	0	0%

**Within the project, I communicate a lot in the project forum**



1 - not at all	1	2%
2	6	14%
3	14	33%
4	13	31%
5 - very often	6	14%

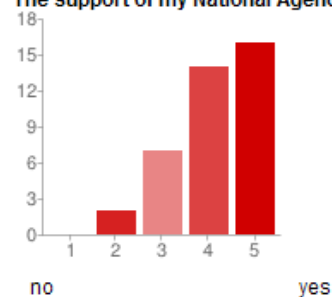
**I visit the project website regularly**



1 - no, not at all	0	0%
2	1	2%
3	6	14%
4	14	33%
5 - yes, very often	20	48%

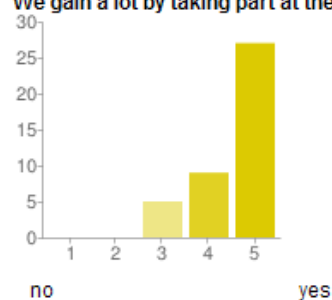
**Impact of the project**

**The support of my National Agency was satisfactory**



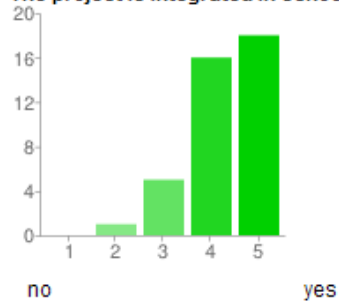
1 - no	0	0%
2	2	5%
3	7	17%
4	14	33%
5 - yes	16	38%

**We gain a lot by taking part at the project**



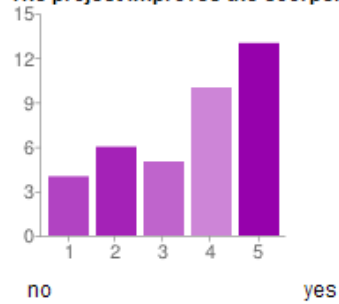
1 - no	0	0%
2	0	0%
3	5	12%
4	9	21%
5 - yes	27	64%

**The project is integrated in school lessons**



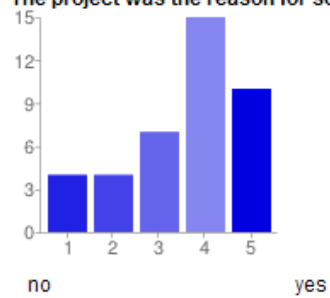
1 - no	<b>0</b>	0%
2	<b>1</b>	2%
3	<b>5</b>	12%
4	<b>16</b>	38%
5 - yes	<b>18</b>	43%

**The project improves the cooperation with local companies**



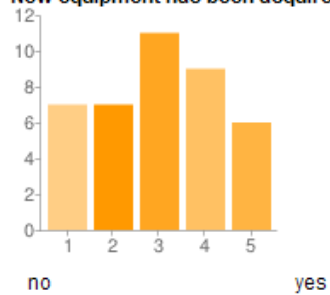
1 - no	<b>4</b>	10%
2	<b>6</b>	14%
3	<b>5</b>	12%
4	<b>10</b>	24%
5 - yes	<b>13</b>	31%

**The project was the reason for some changes at school**



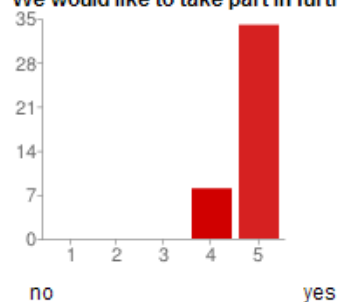
1 - no	<b>4</b>	10%
2	<b>4</b>	10%
3	<b>7</b>	17%
4	<b>15</b>	36%
5 - yes	<b>10</b>	24%

**New equipment has been acquired as a result of this project**



1 - no	<b>7</b>	17%
2	<b>7</b>	17%
3	<b>11</b>	26%
4	<b>9</b>	21%
5 - yes	<b>6</b>	14%

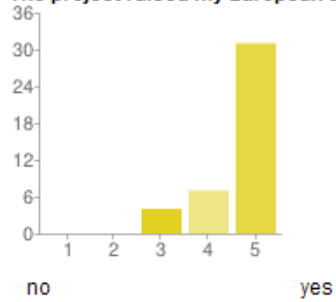
**We would like to take part in further European projects**



1 - no	<b>0</b>	0%
2	<b>0</b>	0%
3	<b>0</b>	0%
4	<b>8</b>	19%
5 - yes	<b>34</b>	81%

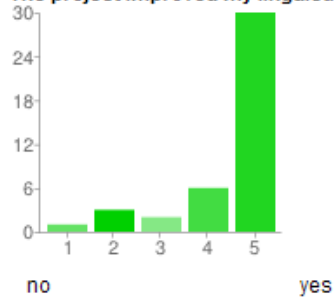


**The project raised my European awareness among teachers**



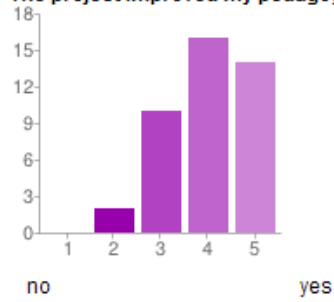
1 - no	0	0%
2	0	0%
3	4	10%
4	7	17%
5 - yes	31	74%

**The project improved my linguistic skills (English)**



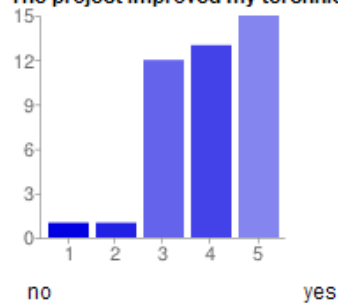
1 - no	1	2%
2	3	7%
3	2	5%
4	6	14%
5 - yes	30	71%

**The project improved my pedagogical skills**



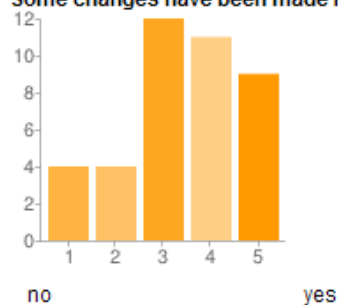
1 - no	0	0%
2	2	5%
3	10	24%
4	16	38%
5 - yes	14	33%

**The project improved my terchnical skills**



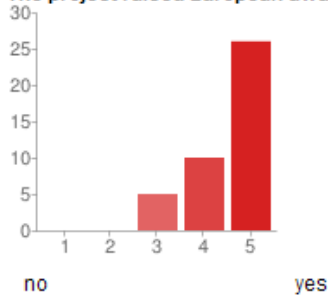
1 - no	1	2%
2	1	2%
3	12	29%
4	13	31%
5 - yes	15	36%

**Some changes have been made in course curricula**



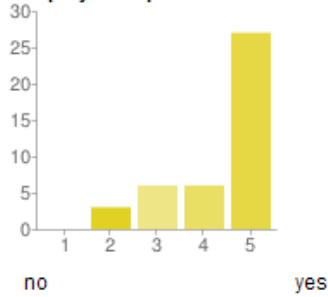
1 - no	4	10%
2	4	10%
3	12	29%
4	11	26%
5 - yes	9	21%

**The project raised European awareness among students**



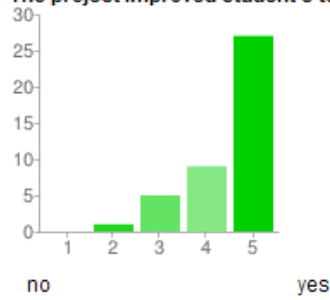
1 - no	<b>0</b>	0%
2	<b>0</b>	0%
3	<b>5</b>	12%
4	<b>10</b>	24%
5 - yes	<b>26</b>	62%

**The project improved student's linguistic skills (English)**



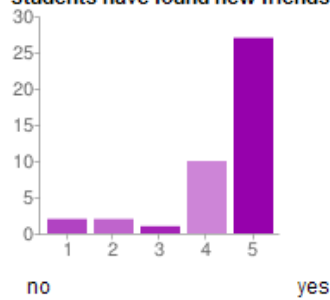
1 - no	<b>0</b>	0%
2	<b>3</b>	7%
3	<b>6</b>	14%
4	<b>6</b>	14%
5 - yes	<b>27</b>	64%

**The project improved student's technical skills**



1 - no	<b>0</b>	0%
2	<b>1</b>	2%
3	<b>5</b>	12%
4	<b>9</b>	21%
5 - yes	<b>27</b>	64%

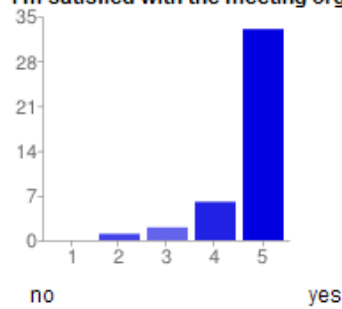
**Students have found new friends within this project**



1 - no	<b>2</b>	5%
2	<b>2</b>	5%
3	<b>1</b>	2%
4	<b>10</b>	24%
5 - yes	<b>27</b>	64%

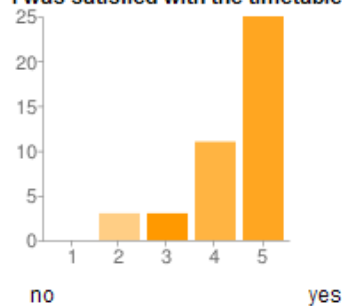
## Meeting

I'm satisfied with the meeting organisation by coordination school (Martin and Heinz)



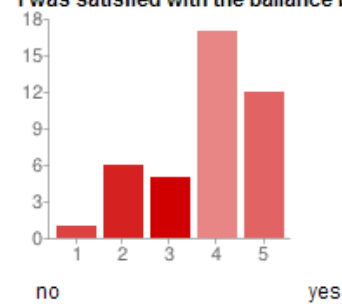
1 - no	0	0%
2	1	2%
3	2	5%
4	6	14%
5 - yes	33	79%

I was satisfied with the timetable of the projectmeeting



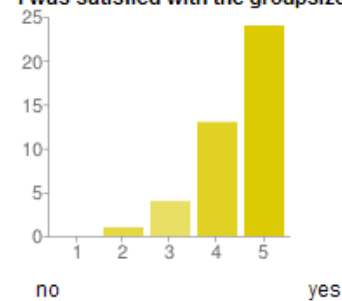
1 - no	0	0%
2	3	7%
3	3	7%
4	11	26%
5 - yes	25	60%

I was satisfied with the ballance between freetime and working of the project



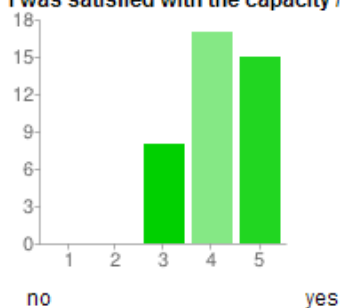
1 - no	1	2%
2	6	14%
3	5	12%
4	17	40%
5 - yes	12	29%

I was satisfied with the groupsize during the project



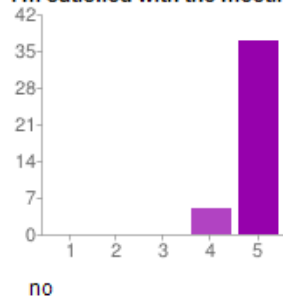
1 - no	0	0%
2	1	2%
3	4	10%
4	13	31%
5 - yes	24	57%

I was satisfied with the capacity / motivation to do a presentation



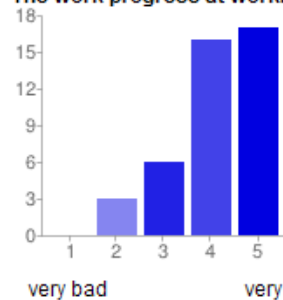
1 - no	0	0%
2	0	0%
3	8	19%
4	17	40%
5 - yes	15	36%

I'm satisfied with the meeting organisation by our host school in Kuopio



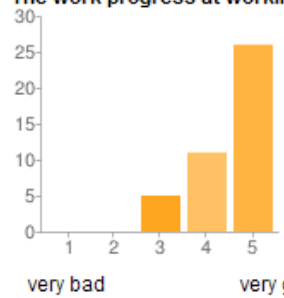
1 - no	0	0%
2	0	0%
3	0	0%
4	5	12%
5 - yes	37	88%

The work progress at workline A Locomotive is ..



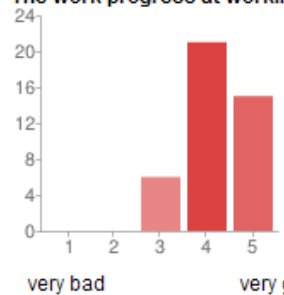
1 - very bad	0	0%
2	3	7%
3	6	14%
4	16	38%
5 - very good	17	40%

The work progress at workline B Wagon Components ...



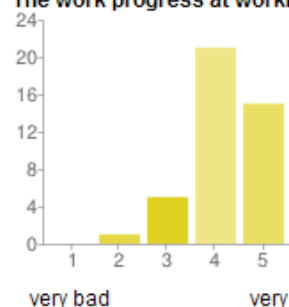
1 - very bad	0	0%
2	0	0%
3	5	12%
4	11	26%
5 - very good	26	62%

The work progress at workline C European Electronic Map ...



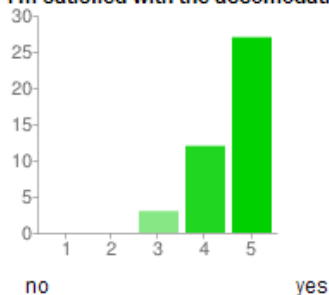
1 - very bad	0	0%
2	0	0%
3	6	14%
4	21	50%
5 - very good	15	36%

The work progress at workline D Supporting Tasks ...



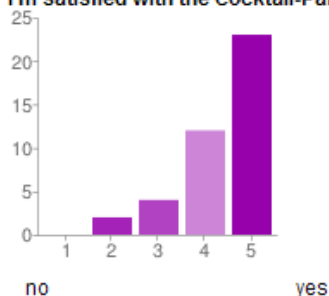
1 - very bad	0	0%
2	1	2%
3	5	12%
4	21	50%
5 - very good	15	36%

**I'm satisfied with the accomodation at the Hotel Rauhalhti**



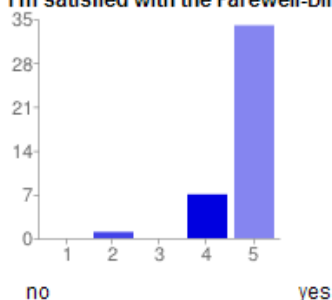
1 - no	0	0%
2	0	0%
3	3	7%
4	12	29%
5 - yes	27	64%

**I'm satisfied with the Cocktail-Party**



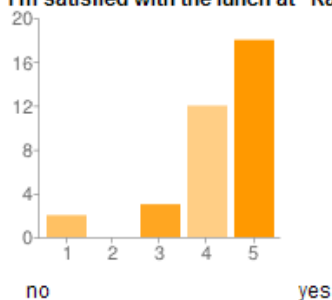
1 - no	0	0%
2	2	5%
3	4	10%
4	12	29%
5 - yes	23	55%

**I'm satisfied with the Farewell-Dinner**



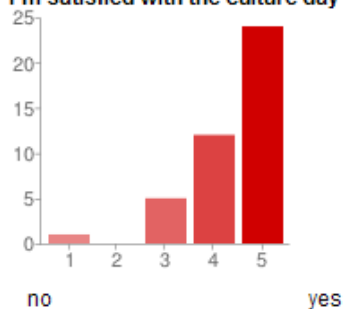
1 - no	0	0%
2	1	2%
3	0	0%
4	7	17%
5 - yes	34	81%

**I'm satisfied with the lunch at "Rauhalhti"**



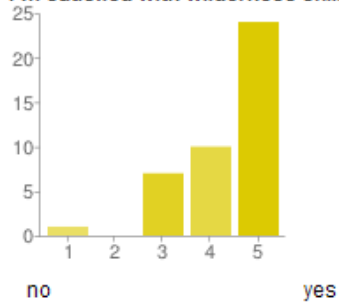
1 - no	2	5%
2	0	0%
3	3	7%
4	12	29%
5 - yes	18	43%

**I'm satisfied with the culture day**



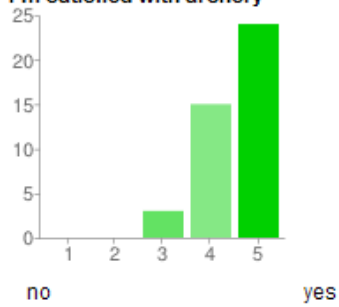
1 - no	1	2%
2	0	0%
3	5	12%
4	12	29%
5 - yes	24	57%

**I'm satisfied with wilderness skills**



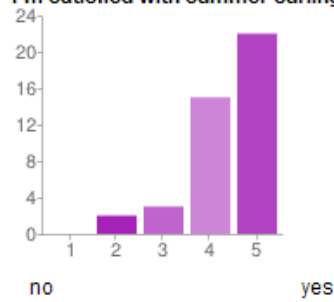
1 - no	<b>1</b>	2%
2	<b>0</b>	0%
3	<b>7</b>	17%
4	<b>10</b>	24%
5 - yes	<b>24</b>	57%

**I'm satisfied with archery**



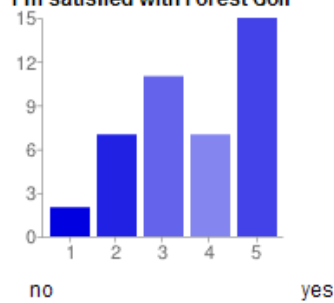
1 - no	<b>0</b>	0%
2	<b>0</b>	0%
3	<b>3</b>	7%
4	<b>15</b>	36%
5 - yes	<b>24</b>	57%

**I'm satisfied with summer curling**



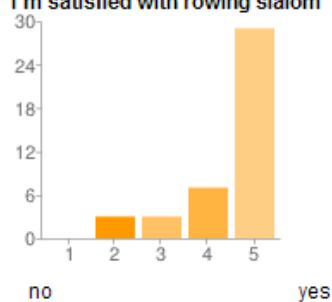
1 - no	<b>0</b>	0%
2	<b>2</b>	5%
3	<b>3</b>	7%
4	<b>15</b>	36%
5 - yes	<b>22</b>	52%

**I'm satisfied with Forest Golf**



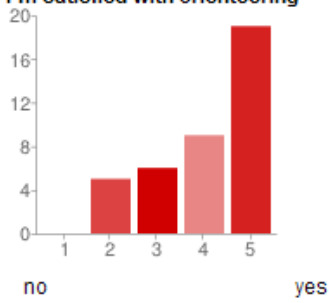
1 - no	<b>2</b>	5%
2	<b>7</b>	17%
3	<b>11</b>	26%
4	<b>7</b>	17%
5 - yes	<b>15</b>	36%

**I'm satisfied with rowing slalom**



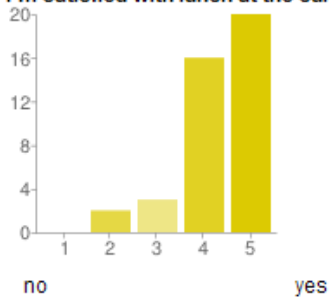
1 - no	<b>0</b>	0%
2	<b>3</b>	7%
3	<b>3</b>	7%
4	<b>7</b>	17%
5 - yes	<b>29</b>	69%

**I'm satisfied with orienteering**



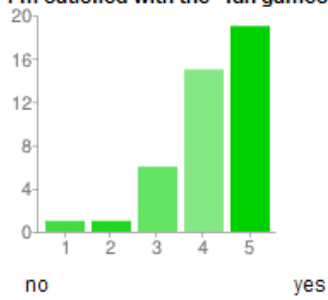
1 - no	<b>0</b>	0%
2	<b>5</b>	12%
3	<b>6</b>	14%
4	<b>9</b>	21%
5 - yes	<b>19</b>	45%

**I'm satisfied with lunch at the culture day**



1 - no	<b>0</b>	0%
2	<b>2</b>	5%
3	<b>3</b>	7%
4	<b>16</b>	38%
5 - yes	<b>20</b>	48%

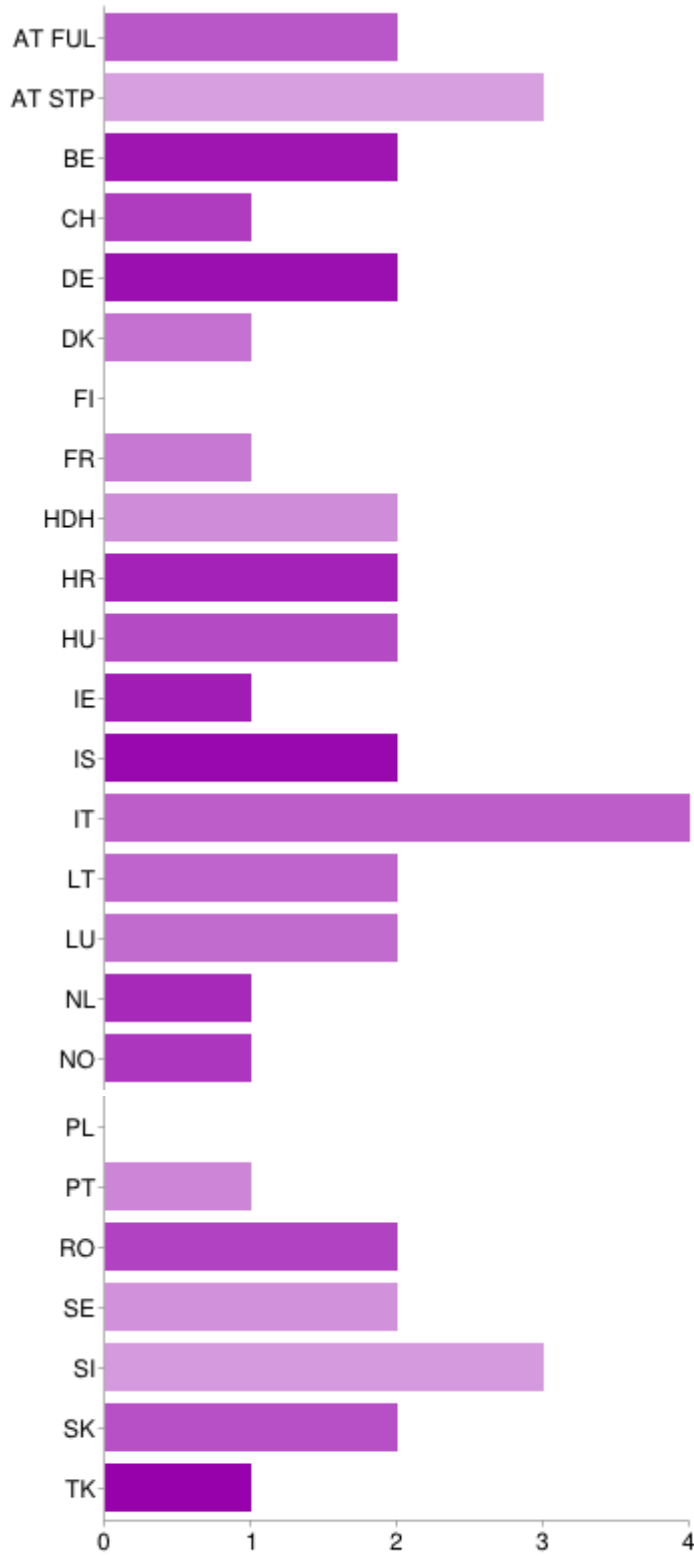
**I'm satisfied with the "fun games" at the culture day**



1 - no	<b>1</b>	2%
2	<b>1</b>	2%
3	<b>6</b>	14%
4	<b>15</b>	36%
5 - yes	<b>19</b>	45%

## Additional informations

Please chose your country / countrycode



Country Code	Number of Responses	Percentage
AT FUL	2	5%
AT STP	3	7%
BE	2	5%
CH	1	2%
DE	2	5%
DK	1	2%
FI	0	0%
FR	1	2%
HDH	2	5%
HR	2	5%
HU	2	5%
IE	1	2%
IS	2	5%
IT	4	10%
LT	2	5%
LU	2	5%
NL	1	2%
NO	1	2%
PL	0	0%
PT	1	2%
RO	2	5%
SE	2	5%
SI	3	7%
SK	2	5%
TK	1	2%

Number of daily responses

