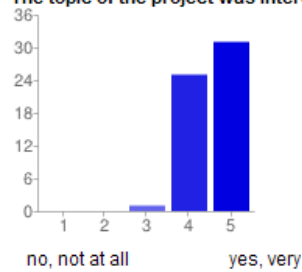


Online-Evaluation Austria Students

58 Teilnehmer

General view of the project

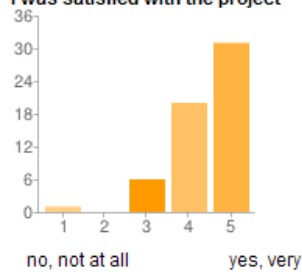
The topic of the project was interesting for me



no, not at all yes, very

1 - no, not at all	0	0%
2	0	0%
3	1	2%
4	25	43%
5 - yes, very	31	53%

I was satisfied with the project



no, not at all yes, very

1 - no, not at all	1	2%
2	0	0%
3	6	10%
4	20	34%
5 - yes, very	31	53%

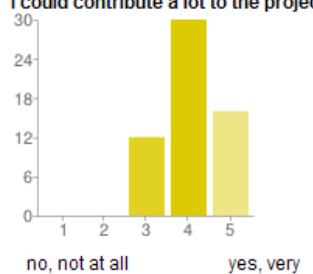
I liked the atmosphere of the project



no, not at all yes, very

1 - no, not at all	0	0%
2	0	0%
3	4	7%
4	18	31%
5 - yes, very	36	62%

I could contribute a lot to the project's success



no, not at all yes, very

1 - no, not at all	0	0%
2	0	0%
3	12	21%
4	30	52%
5 - yes, very	16	28%

I was satisfied with the efficiency of the Project



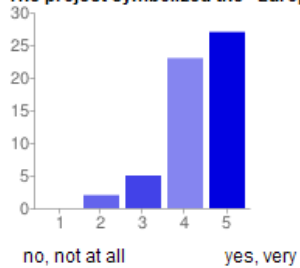
1 - no, not at all	0	0%
2	1	2%
3	18	31%
4	27	47%
5 - yes, very	12	21%

The project progress was always clear



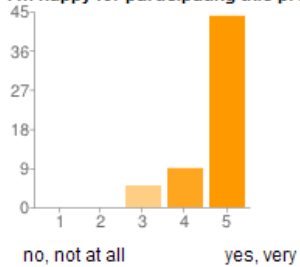
1 - no, not at all	0	0%
2	5	9%
3	15	26%
4	20	34%
5 - yes, very	18	31%

The project symbolized the "European spirit"



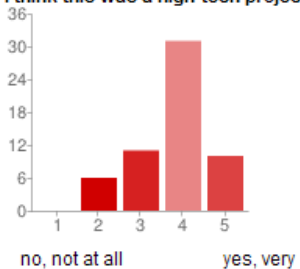
1 - no, not at all	0	0%
2	2	3%
3	5	9%
4	23	40%
5 - yes, very	27	47%

I'm happy for participating this project



1 - no, not at all	0	0%
2	0	0%
3	5	9%
4	9	16%
5 - yes, very	44	76%

I think this was a high-tech project



1 - no, not at all	0	0%
2	6	10%
3	11	19%
4	31	53%
5 - yes, very	10	17%

The project structure was clearly defined



1 - no, not at all	0	0%
2	2	3%
3	11	19%
4	30	52%
5 - yes, very	15	26%

We all have done a good job within this project up to now



1 - no, not at all	0	0%
2	6	10%
3	11	19%
4	29	50%
5 - yes, very	12	21%

It was easy to communicate within this project



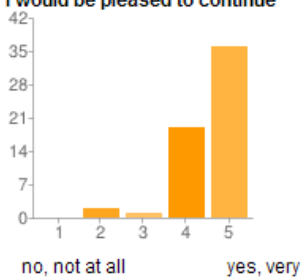
1 - no, not at all	0	0%
2	2	3%
3	17	29%
4	27	47%
5 - yes, very	12	21%

We have reached all the goals of the meeting



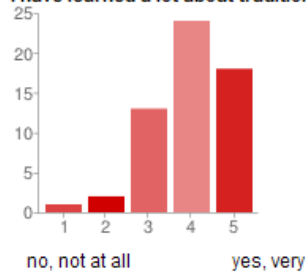
1 - no, not at all	2	3%
2	3	5%
3	31	53%
4	12	21%
5 - yes, very	9	16%

I would be pleased to continue



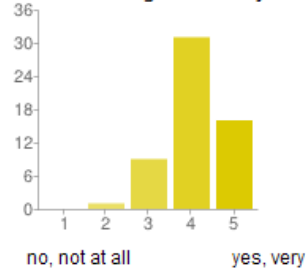
1 - no, not at all	0	0%
2	2	3%
3	1	2%
4	19	33%
5 - yes, very	36	62%

I have learned a lot about traditions of foreign countries



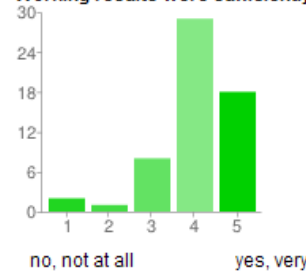
1 - no, not at all	1	2%
2	2	3%
3	13	22%
4	24	41%
5 - yes, very	18	31%

The time management of my delegation was perfect



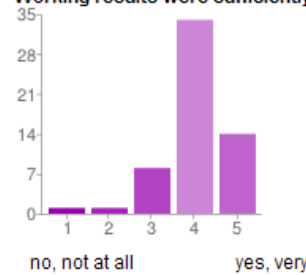
1 - no, not at all	0	0%
2	1	2%
3	9	16%
4	31	53%
5 - yes, very	16	28%

Working results were sufficiently honoured by headmaster



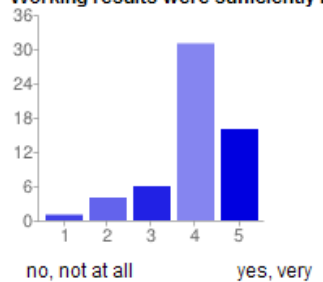
1 - no, not at all	2	3%
2	1	2%
3	8	14%
4	29	50%
5 - yes, very	18	31%

Working results were sufficiently honoured by students



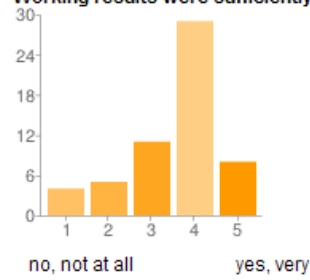
1 - no, not at all	1	2%
2	1	2%
3	8	14%
4	34	59%
5 - yes, very	14	24%

Working results were sufficiently honoured by parents



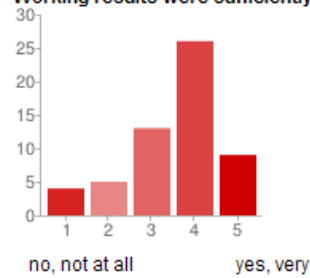
1 - no, not at all	1	2%
2	4	7%
3	6	10%
4	31	53%
5 - yes, very	16	28%

Working results were sufficiently honoured by local companies



1 - no, not at all	4	7%
2	5	9%
3	11	19%
4	29	50%
5 - yes, very	8	14%

Working results were sufficiently honoured by local newspaper



1 - no, not at all	4	7%
2	5	9%
3	13	22%
4	26	45%
5 - yes, very	9	16%

Communication

Communication is working fine among colleagues inside your own school



1 - no, not at all	0	0%
2	0	0%
3	6	10%
4	26	45%
5 - yes, very	26	45%

Within the project, I communicate a lot by e-mail



1 - not at all	13	22%
2	10	17%
3	19	33%
4	11	19%
5 - very often	5	9%

Within the project, I communicate a lot by facebook



1 - not at all	13	22%
2	13	22%
3	8	14%
4	15	26%
5 - very often	9	16%

Within the project, I communicate a lot by skype



1 - not at all	30	52%
2	9	16%
3	10	17%
4	7	12%
5 - very often	2	3%

Within the project, I communicate a lot in the project forum



1 - not at all	11	19%
2	9	16%
3	16	28%
4	14	24%
5 - very often	7	12%

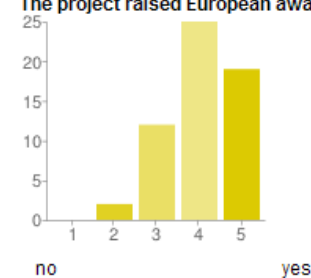
I visit the project website regularly



1 - no, not at all	3	5%
2	11	19%
3	14	24%
4	15	26%
5 - yes, very often	15	26%

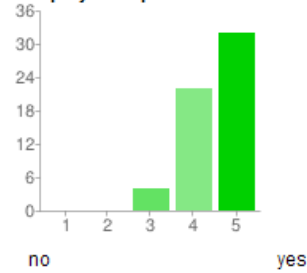
Impact of the Project

The project raised European awareness among students



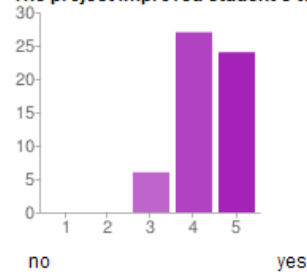
1 - no	0	0%
2	2	3%
3	12	21%
4	25	43%
5 - yes	19	33%

The project improved student's linguistic skills (English)



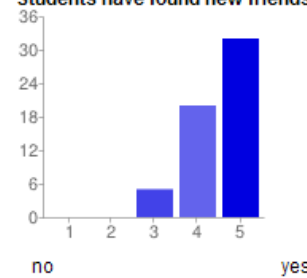
1 - no	0	0%
2	0	0%
3	4	7%
4	22	38%
5 - yes	32	55%

The project improved student's technical skills



1 - no	0	0%
2	0	0%
3	6	10%
4	27	47%
5 - yes	24	41%

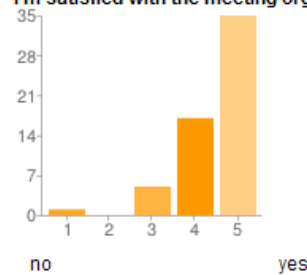
Students have found new friends within this project



1 - no	0	0%
2	0	0%
3	5	9%
4	20	34%
5 - yes	32	55%

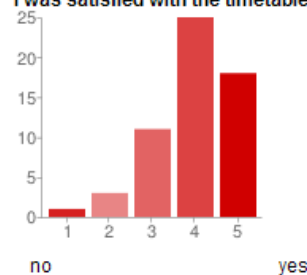
Meeting

I'm satisfied with the meeting organisation by coordination school (Martin and Heinz)



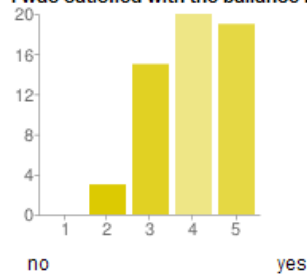
1 - no	1	2%
2	0	0%
3	5	9%
4	17	29%
5 - yes	35	60%

I was satisfied with the timetable of the projectmeeting



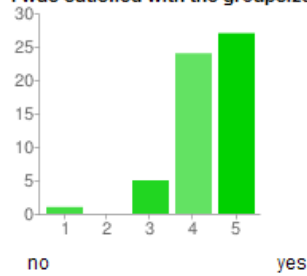
1 - no	1	2%
2	3	5%
3	11	19%
4	25	43%
5 - yes	18	31%

I was satisfied with the ballance between freetime and working of the project



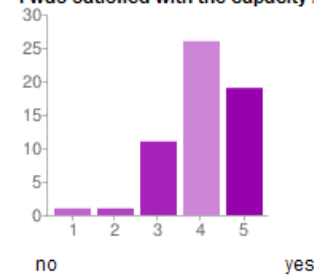
1 - no	0	0%
2	3	5%
3	15	26%
4	20	34%
5 - yes	19	33%

I was satisfied with the groupsize during the project



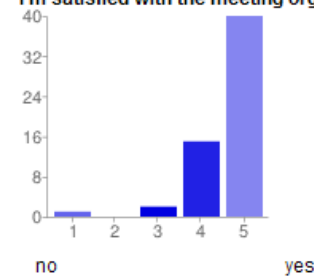
1 - no	1	2%
2	0	0%
3	5	9%
4	24	41%
5 - yes	27	47%

I was satisfied with the capacity / motivation to do a presentation



1 - no	1	2%
2	1	2%
3	11	19%
4	26	45%
5 - yes	19	33%

I'm satisfied with the meeting organisation by our host school in St. Pölten



1 - no	1	2%
2	0	0%
3	2	3%
4	15	26%
5 - yes	40	69%

The work progress at workline A Locomotive is ..



1 - very bad	0	0%
2	0	0%
3	6	10%
4	22	38%
5 - very good	27	47%

The work progress at workline C European Electronic Map ...



1 - very bad	0	0%
2	3	5%
3	16	28%
4	23	40%
5 - very good	13	22%

The work progress at workline D Supporting Tasks ...



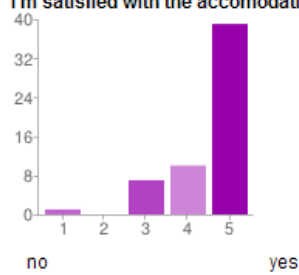
1 - very bad	0	0%
2	4	7%
3	15	26%
4	19	33%
5 - very good	17	29%

The work progress at workline E The last Mile ...



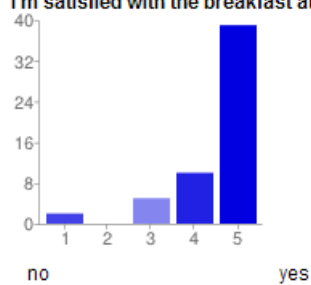
1 - very bad	0	0%
2	2	3%
3	9	16%
4	26	45%
5 - very good	18	31%

I'm satisfied with the accomodation at the City Hotel Design&Classic



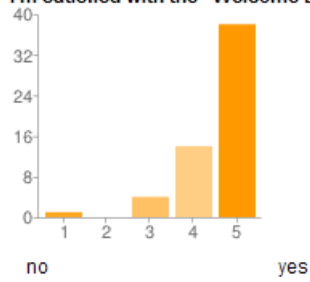
1 - no	1	2%
2	0	0%
3	7	12%
4	10	17%
5 - yes	39	67%

I'm satisfied with the breakfast at the City Hotel Design&Classic



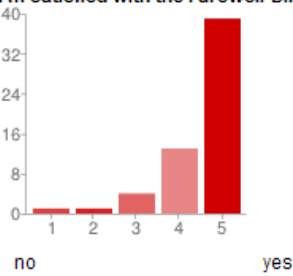
1 - no	2	3%
2	0	0%
3	5	9%
4	10	17%
5 - yes	39	67%

I'm satisfied with the "Welcome Dinner"



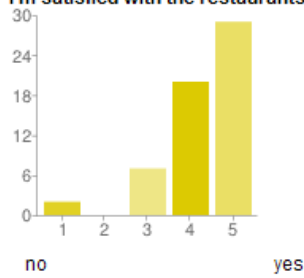
1 - no	1	2%
2	0	0%
3	4	7%
4	14	24%
5 - yes	38	66%

I'm satisfied with the Farewell-Dinner



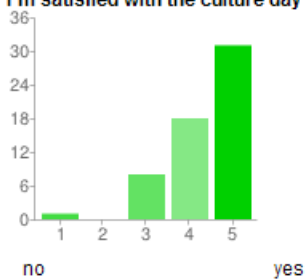
1 - no	1	2%
2	1	2%
3	4	7%
4	13	22%
5 - yes	39	67%

I'm satisfied with the restaurants in the city



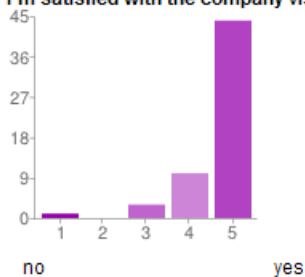
1 - no	2	3%
2	0	0%
3	7	12%
4	20	34%
5 - yes	29	50%

I'm satisfied with the culture day



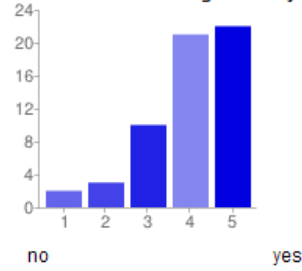
1 - no	1	2%
2	0	0%
3	8	14%
4	18	31%
5 - yes	31	53%

I'm satisfied with the company visit



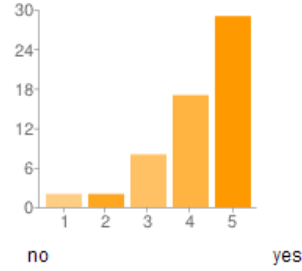
1 - no	1	2%
2	0	0%
3	3	5%
4	10	17%
5 - yes	44	76%

I'm satisfied with the guided city tour in St. Pölten



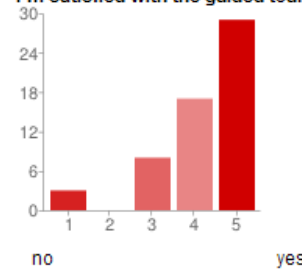
1 - no	2	3%
2	3	5%
3	10	17%
4	21	36%
5 - yes	22	38%

I'm satisfied with the visit of the school



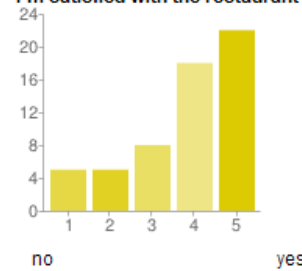
1 - no	2	3%
2	2	3%
3	8	14%
4	17	29%
5 - yes	29	50%

I'm satisfied with the guided tour in vienna



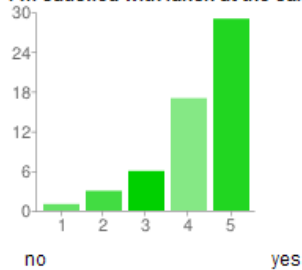
1 - no	3	5%
2	0	0%
3	8	14%
4	17	29%
5 - yes	29	50%

I'm satisfied with the restaurant "Heuriger"



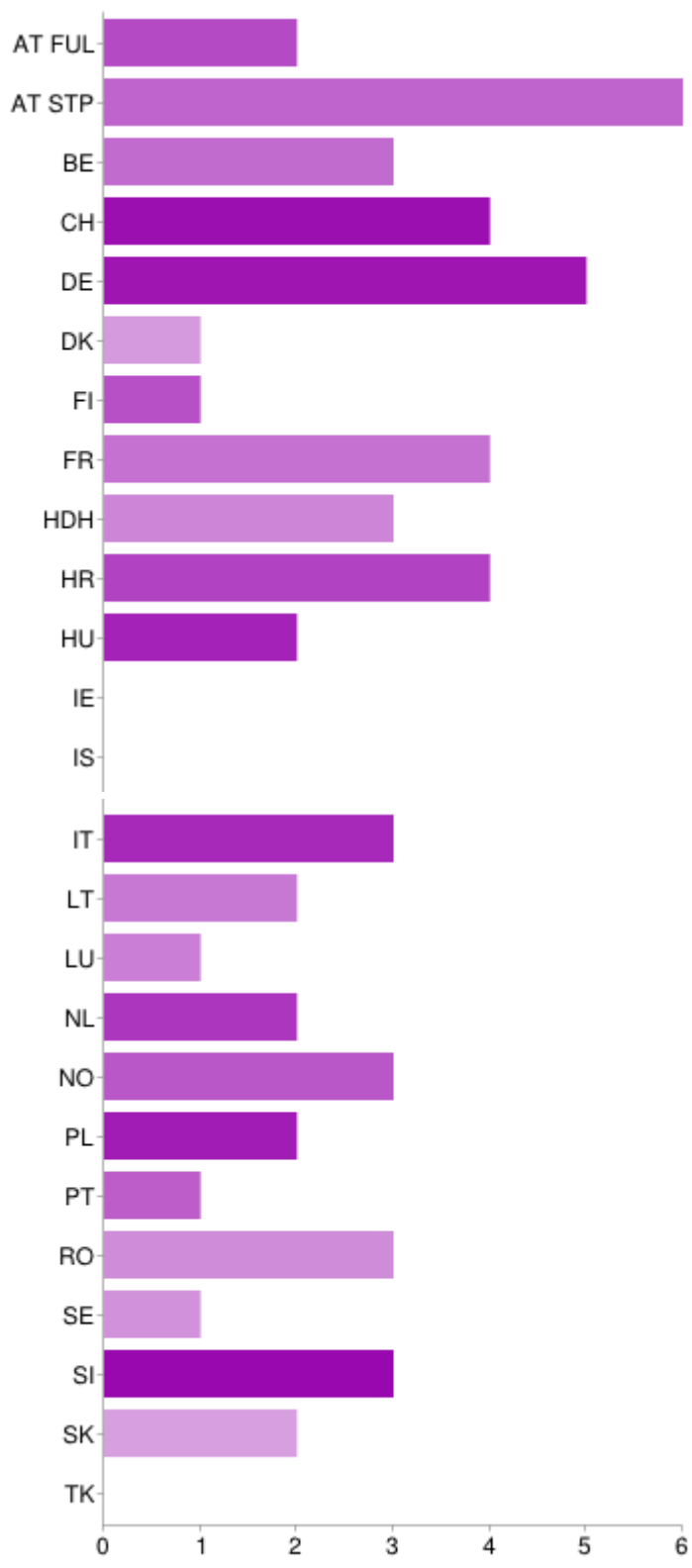
1 - no	5	9%
2	5	9%
3	8	14%
4	18	31%
5 - yes	22	38%

I'm satisfied with lunch at the culture day



1 - no	1	2%
2	3	5%
3	6	10%
4	17	29%
5 - yes	29	50%

Please chose your country / countrycode



AT FUL	2	3%
AT STP	6	10%
BE	3	5%
CH	4	7%
DE	5	9%
DK	1	2%
FI	1	2%
FR	4	7%
HDH	3	5%
HR	4	7%
HU	2	3%
IE	0	0%
IS	0	0%
IT	3	5%
LT	2	3%
LU	1	2%
NL	2	3%
NO	3	5%
PL	2	3%
PT	1	2%
RO	3	5%
SE	1	2%
SI	3	5%
SK	2	3%
TK	0	0%

